



**TRAILER
PARTS MANUAL**

Revision #6 (10/20/10)

NOTICE

This Trailer Parts Manual is for the purpose of identifying and ordering parts and components only for trailers built by MQ POWER

To find the latest revision of this publication, visit our website at:
www.mqpower.com





CALIFORNIA — Proposition 65 Warning

Diesel engine exhaust and some of its constituents are known to the State of California to cause cancer, birth defects and other reproductive harm.

DISCLAIMER STATEMENT

MQ Power publishes the technical information in this manual as an aid to its customers and to the public. The information included in this manual is based on sound engineering principles, research, extensive field experience, and technical judgments. This mater is subject to change in light of developments in technology and field experience. Use or adoption of the information contained in this manual is voluntary. MQ Power disclaims any warranties or guaranties, express or implied, in connection with the information in this manual.

FOR ADDITIONAL INFORMATION REGARDING TRAILERS, TOW VEHICLES AND FEDERAL SAFETY REGULATIONS, PLEASE CONTACT THE:

**National Highway Traffic Safety Administration
(NHTSA)**

1200 New Jersey Avenue S.E.

Washington, DC 20590

Toll-Free: 1-888-327-4236

TTY: 1-800-424-9153

Website: www.nhtsa.dot.gov

IMPORTANT NOTICE

THIS IS NOT AN OPERATION OR OWNER'S MANUAL.

THE INFORMATION IN THIS MANUAL IS FOR THE PURPOSE OF IDENTIFYING AND ORDERING PARTS AND COMPONENTS FOR TRAILERS **BUILT BY MQ POWER ONLY**. ALTHOUGH SOME OF THE COMPONENTS MAY BE SIMILAR OR IDENTICAL TO THOSE OF OTHER TRAILERS, THIS IS NOT INTENDED TO BE A PARTS MANUAL FOR TRAILERS BUILT BY ANY OTHER SUPPLIER OR MANUFACTURER. FOR INFORMATION REGARDING THE SAFE OPERATION AND MAINTENANCE OF *MQ POWER* TRAILERS, PLEASE REFER TO THE **MQ POWER TRAILER SAFETY MANUAL**. IF YOU DO NOT HAVE ONE, PLEASE CONTACT *MQ POWER* FOR A FREE COPY.



MQ POWER

POST OFFICE BOX 6254

CARSON, CA 90749

310-537-3700 • 800-421-1244

FAX: 310-632-2656

E-MAIL: mqpower@multiquip.com

WEBSITE: www.mqpower.com

www.multipower.com

Ordering parts has never been easier! Choose from three easy options:

Effective:
January 1st, 2006



Order via Internet (Dealers Only):

Order parts on-line using Multiquip's SmartEquip website!

- View Parts Diagrams
- Order Parts
- Print Specification Information



If you have an MQ Account, to obtain a Username and Password, E-mail us at: parts@multiquip.com.

To obtain an MQ Account, contact your District Sales Manager for more information.

Goto www.multiquip.com and click on **Order Parts** to log in and save!

Use the **internet** and qualify for a **5% Discount** on *Standard orders* for all orders which include complete part numbers.*

Note: Discounts Are Subject To Change



Order via Fax (Dealers Only):

All customers are welcome to order parts via Fax.

Domestic (US) Customers dial:
1-800-6-PARTS-7 (800-672-7877)

Fax your order in and qualify for a **2% Discount** on *Standard orders* for all orders which include complete part numbers.*

Note: Discounts Are Subject To Change



Order via Phone: Domestic (US) Dealers Call:
1-800-427-1244

Non-Dealer Customers:

Contact your local Multiquip Dealer for parts or call 800-427-1244 for help in locating a dealer near you.



International Customers should contact their local Multiquip Representatives for Parts Ordering information.

When ordering parts, please supply:

- | | | | | | | | | | | | |
|--|---|--|---|----------------|---|----------|--|------------|--|--------------------|--|
| <ul style="list-style-type: none"> <input type="checkbox"/> Dealer Account Number <input type="checkbox"/> Dealer Name and Address <input type="checkbox"/> Shipping Address (if different than billing address) <input type="checkbox"/> Return Fax Number <input type="checkbox"/> Applicable Model Number <input type="checkbox"/> Quantity, Part Number and Description of Each Part | <ul style="list-style-type: none"> <input type="checkbox"/> Specify Preferred Method of Shipment: <table border="0" style="margin-left: 20px;"> <tr> <td><input checked="" type="checkbox"/> UPS/Fed Ex</td> <td><input checked="" type="checkbox"/> DHL</td> </tr> <tr> <td> ■ Priority One</td> <td> <input checked="" type="checkbox"/> Truck</td> </tr> <tr> <td> ■ Ground</td> <td></td> </tr> <tr> <td> ■ Next Day</td> <td></td> </tr> <tr> <td> ■ Second/Third Day</td> <td></td> </tr> </table> | <input checked="" type="checkbox"/> UPS/Fed Ex | <input checked="" type="checkbox"/> DHL | ■ Priority One | <input checked="" type="checkbox"/> Truck | ■ Ground | | ■ Next Day | | ■ Second/Third Day | |
| <input checked="" type="checkbox"/> UPS/Fed Ex | <input checked="" type="checkbox"/> DHL | | | | | | | | | | |
| ■ Priority One | <input checked="" type="checkbox"/> Truck | | | | | | | | | | |
| ■ Ground | | | | | | | | | | | |
| ■ Next Day | | | | | | | | | | | |
| ■ Second/Third Day | | | | | | | | | | | |

NOTICE

All orders are treated as *Standard Orders* and will ship the same day if received prior to 3PM PST.

WE ACCEPT ALL MAJOR CREDIT CARDS!



MQ POWER TRAILER PARTS MANUAL

Parts Ordering Procedure 5

Table of Contents 6

Trailer Specifications 7

Trailer Safety Decals 8

Mounting Hardware Safety 9

TRLR45US2H - Hydraulic Brakes 10-11

TRLR45US2E - Electric Brakes 12-13

TRLR70USH - Hydraulic Brakes 14-15

TRLR70USE - Electric Brakes 16-17

TRLR85USH - Hydraulic Brakes 18-19

TRLR85USE - Electric Brakes 20-21

TRLR85XFH - Hydraulic Brakes 22-23

TRLR85XFE - Electric Brakes 24-25

TRLR125XFH - Hydraulic Brakes 26-27

TRLR125XFE - Electric Brakes 28-29

TRLR150USH - Hydraulic Brakes 30-31

TRLR150USE - Electric Brakes 32-33

TRLR150XFH - Hydraulic Brakes 34-35

TRLR150XFE - Electric Brakes 36-37

TRLR180XFH - Hydraulic Brakes 38-39

TRLR180XFE - Electric Brakes 40-41

TRLR220XFH - Hydraulic Brakes 42-43

TRLR220XFE - Electric Brakes 44-45

TRLR300XFH - Hydraulic Brakes 46-47

TRLR300XFE - Electric Brakes 48-49

TRLR400XF3H - Hydraulic Brakes 50-51

TRLR400XF3E - Electric Brakes 52-53

10 in. 5 and 6 Lug Hub Assembly 54-55

12 in. 6 Lug Hub Assembly 56-57

12 in. 8 Lug Hub Assembly 58-59

10 in. Hydraulic Brake Assembly 60-61

10 in. Hydraulic Free Backing Brake Assembly 62-63

10 in. Electric Brake Assembly 64-65

12 in. Hydraulic Free Backing Brake Assembly 66-67

12 in. Electric Brake Assembly 68-69

Additional Parts and Accessories 70-71

Trailer Wiring Connections 72

Terms and Conditions for Ordering Parts 73

How To Get Help 74

Table 1. Trailer Specifications Overview

Trailer Model	Weight *	Length	Frame Width	Width (outside fenders)	Height (bed to ground)	Gross Vehicle Weight Rating (GVWR)	Gross Axle Weight Rating (GAWR)	Tire Size	Tire Load Rating	Fuel tank capacity
TRLR45US2H	860 lbs.	142 in.	45 in.	65 in.	23 in.	7,000 lbs.	3,500 lbs. (each axle)	ST205/75D14	1,760 lbs.	-
TRLR45US2E										
TRLR70USH	980 lbs.	164 in.	47.5 in.	72.5 in.	28 in.	7,000 lbs.	3,500 lbs (each axle)	ST205/75D15	1,820 lbs	-
TRLR70USE										
TRLR85USH	1,070 lbs.	177 in.	57 in.	79.5 in.	19 in.	7,000 lbs.	3,500 lbs (each axle)	ST225/75D15	2,540 lbs.	-
TRLR85USE										
TRLR85XFH	1,920 lbs.	181 in.	45 in.	72 in.	28 in.	7,000 lbs.	3,750 lbs. (each axle)	ST225/75D15 LR-D	2,540 lbs.	200 gal.
TRLR85XFE										
TRLR125XFH	1,920 lbs.	179 in.	45 in.	72 in.	28 in.	9,000 lbs.	4,500 lbs. (each axle)	ST225/75D15 LR-D	2,540 lbs.	200 gal.
TRLR125XFE										
TRLR150USH	1,772 lbs.	184 in.	57 in.	83 in.	24 in.	11,000 lbs.	6,000 lbs. (each axle)	ST235/80R16 LR-E	3,500 lbs.	-
TRLR150USE										
TRLR150XFH	2,480 lbs.	195 in.	60 in.	83 in.	28.5 in.	10,000 lbs.	6,000 lbs. (each axle)	ST235/80R16 LR-E	3,500 lbs.	200 gal.
TRLR150XFE										
TRLR180XFH	2,580 lbs.	204 in.	62 in.	86.5 in.	25 in.	12,000 lbs.	7,000 lbs. (each axle)	ST235/80R16 LR-E	3,500 lbs.	210 gal.
TRLR180XFE										
TRLR220XFH	3,390 lbs.	209 in.	63 in.	87.4 in.	26.4 in.	13,500 lbs.	7,000 lbs. (each axle)	ST235/80R16 LR-E	3,500 lbs.	300 gal.
TRLR220XFE										
TRLR300XFH	4,060 lbs.	234 in.	69 in.	96 in.	33 in.	16,000 lbs.	8,000 lbs. (each axle)	235/75R17.5 J	6,005 lbs.	300 gal.
TRLR300XFE										
TRLR400XF3H	4,280 lbs.	264 in.	66 in.	94 in.	32.3 in.	20,000 lbs.	8,000 lbs. (each axle)	ST235/80R16 E	3,500 lbs.	350 gal.
TRLR400XF3E										

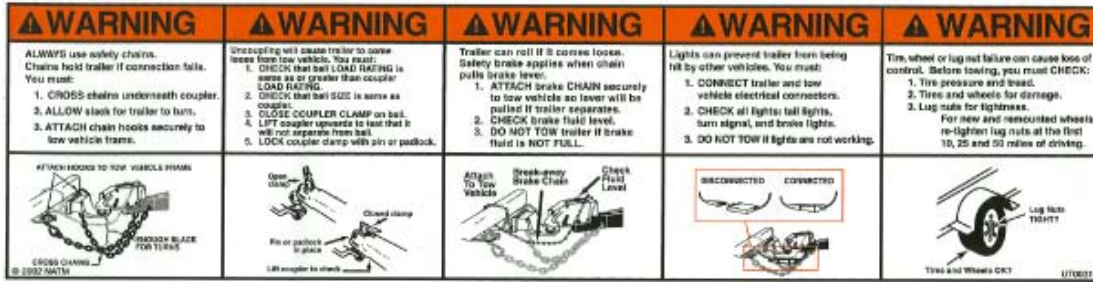
* Weight is approximate. Shown without fuel where applicable.

NOTE: Specifications apply to both hydraulic and electric actuated trailers.

Trailer specifications are subject to change without notice. Consult manufacturer for further details.

TRAILER SAFETY DECALS

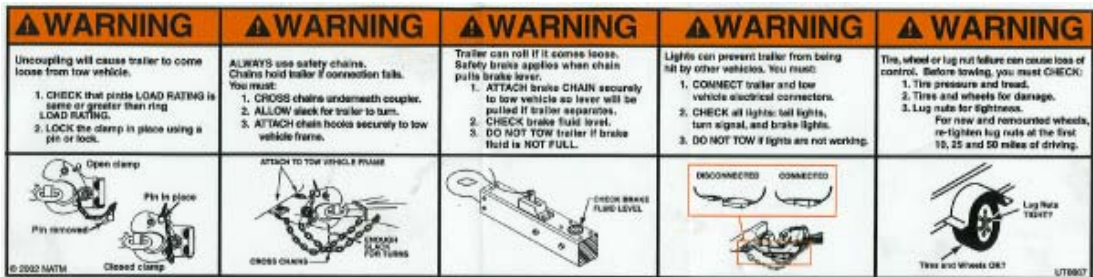
Your MQ Power trailer has a number of safety decals. These decals are provided for operator safety and maintenance information. The illustrations below show the decals as they appear on the street side of the trailer. Should any of these decals become unreadable, replacements can be obtained from MQ Power or your dealer.



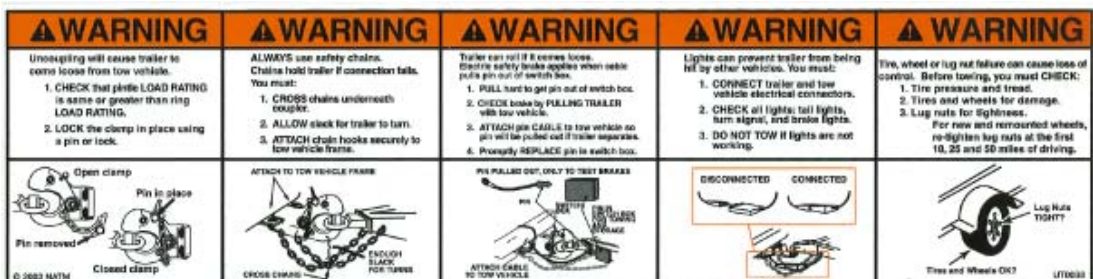
EE43976 - Ball Coupler with Hydraulic Brakes



EE43975 - Ball Coupler with Electric Brakes



EE43973 - Pintle Eye Coupler with Hydraulic Brakes



EE43974 - Pintle Eye Coupler with Electric Brakes

IMPORTANT	WARNING
<p>Please read the supplied Owners Manual for operation and safety requirements. Serious injury and/or property damage can result if the instructions and warnings are not followed. Additional copies of the Owners Manual can be obtained from your dealer or by contacting:</p> <p>MQ POWER POST OFFICE BOX 6254 CARSON, CA 90749 310-537-3700 • 800-421-1244 FAX: 310-532-2556 E-MAIL: mppower@multiquip.com WEBSITE: www.mqpower.com</p>	<p style="text-align: center;">OVERLOAD HAZARD</p> <p style="text-align: center;">Risk of Death Due to Loss of Control</p> <ul style="list-style-type: none"> ■ Never exceed Gross Vehicle Weight rating (GVWR) ■ You must weigh your LOADED TRAILER to be sure you do not exceed the GVWR <p style="text-align: right; font-size: small;">MOB543C</p>

EE43976

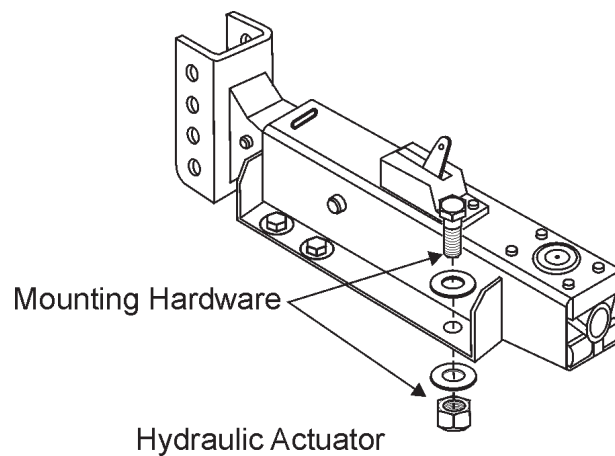
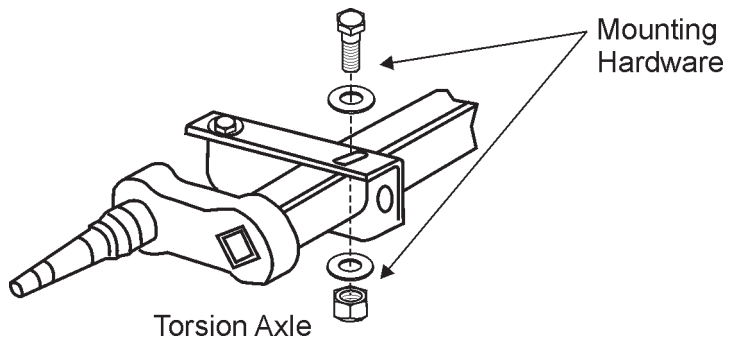
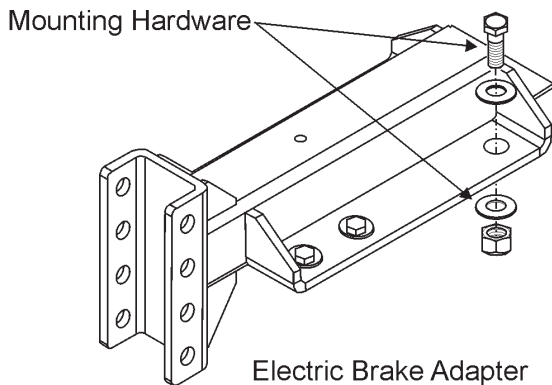
	TIRE AND LOADING INFORMATION		SEE OWNER'S MANUAL FOR ADDITIONAL INFORMATION
	The weight of cargo should never exceed XXX kg. Or XXX lbs.		
	TIRE	SIZE	COLD TIRE PRESSURE
	FRONT		
	REAR		
	SPARE		

(Consult Dealer for reordering Tire Placard)



NOTICE

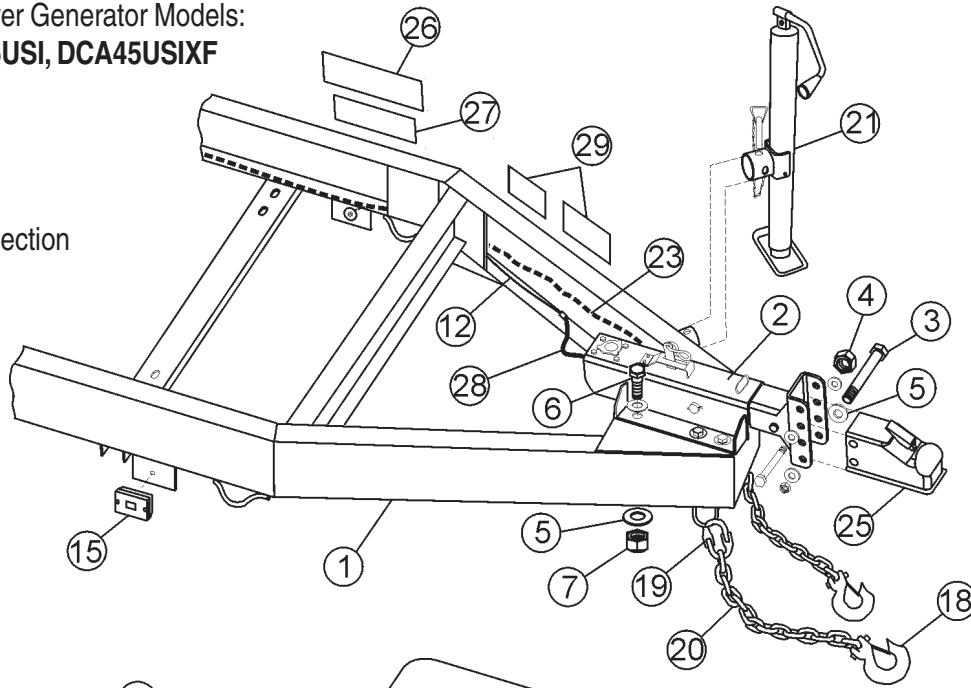
MQ POWER recommends using all new mounting hardware whenever replacing the trailer actuator, electric brake adapter or axle assembly components to assure proper clamping pressures. Hardware may become stretched, worn or damaged over time preventing adequate fastening ability. Improper fastening of a trailer component can cause damage to the trailer and/or tow vehicle, serious personal injury or even death. Always replace used mounting hardware with that of the same size and strength grade (or better) as the original hardware and tighten to the proper torque setting.



TRLR45US2H TANDEM AXLE TRAILER - HYDRAULIC BRAKES

Used With MQ Power Generator Models:
DCA45SSI, DCA45USI, DCA45USIXF

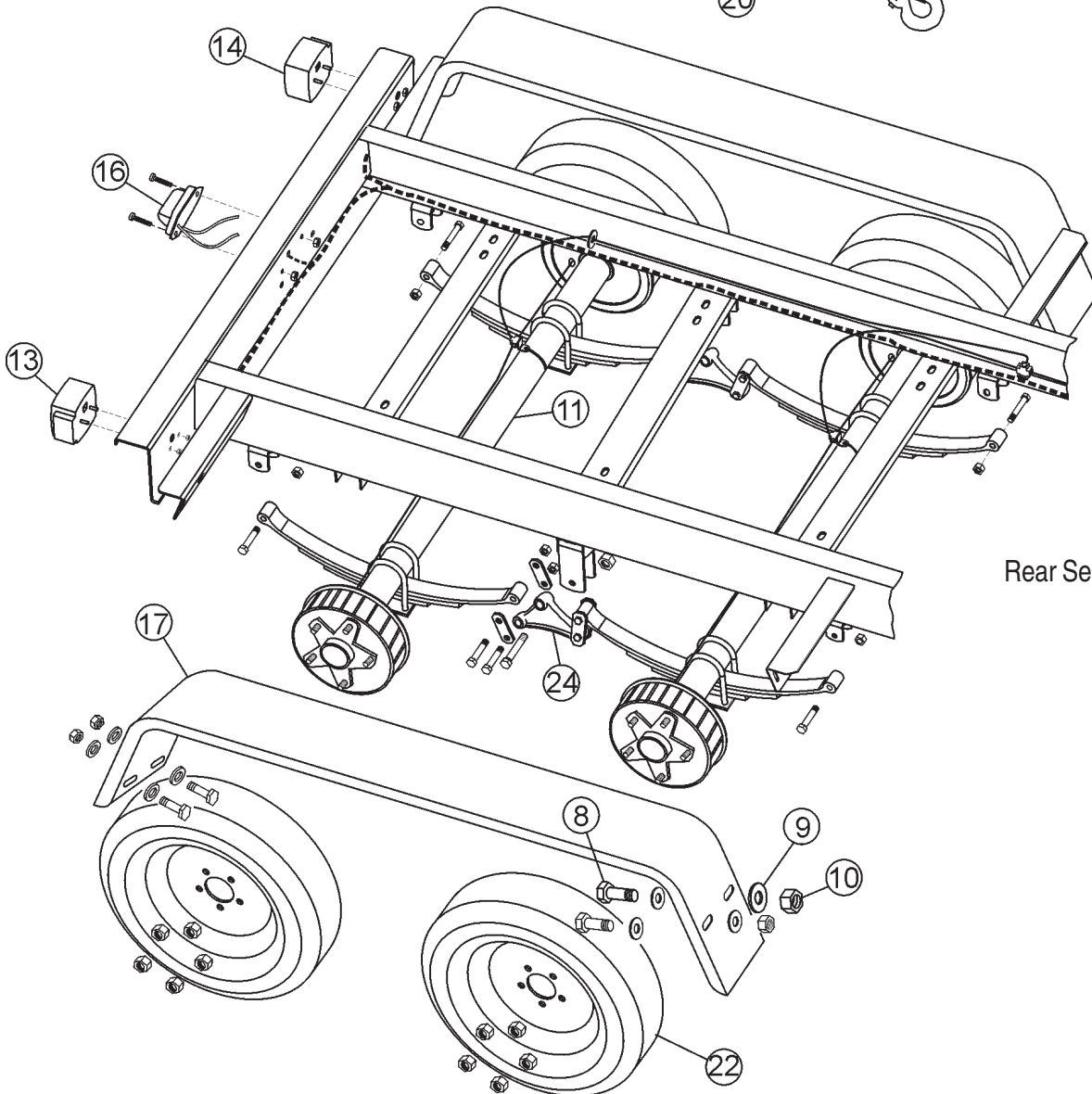
Tongue Section



Coupler Options

2-5/16" Ball Coupler 14,000 lbs. #EE43253	
3" Pintle Eye 20,000 lbs. #EE36264	

Rear Section



TRLR45US2H TANDEM AXLE TRAILER - HYDRAULIC BRAKES

<u>NO.</u>	<u>PART NO.</u>	<u>DESCRIPTION</u>	<u>QTY.</u>
1	EE43067	TRLR45US2 Frame assembly, powder coated black	1
2	EE43077	Hydraulic actuator, 8000 lbs, primed adjustable channel	1
3	EE44418	Cap screw, hex head, grade 8, 5/8"-11, 5" Lg.	2
4	EE44419	Self-locking nut, nylon insert, grade 8, 5/8"-11	2
5	EE43606	Flat washer, zinc plated, 5/8"	16
6	EE43524	Cap screw, hex head, grade 8, 5/8"-18, 2" Lg.	6
7	EE43528	Self-locking nut, nylon insert, grade 8, 5/8"-18	6
8	EE43527	Cap screw, hex head, grade 8, 3/8"-16 , 1" Lg.	8
9	EE43530	Flat washer, grade 8, 3/8"	16
10	EE43529	Self-locking nut, nylon insert, grade 8, 3/8"-16	8
11	EE43466	Axle, spring suspension, 3,750 lbs, hydraulic brakes	2
12	EE43471	Hydraulic brake line kit, includes brake line, hose, hardware	1
13	EE34256	Combination light w/red stop & turn, curb side	1
14	EE34257	Combination light w/license lamp, red stop & turn, street side	1
15	EE43904	Clearance light/side marker, amber w/reflex	2
16	EE43536	License light	1
17	EE43089	Fender, with slots, powder coated black, jeep type	2
18	EE34225	Clevis hook w/latch, 3/8", GR-70	2
19	EE44113	Hammerlok coupling link, painted red	2
20	EE43513	Transport chain, 3/8" x 42" Lg.	2
21	EE43517	Jack, 3,000 lbs, TW/15" tube mount crown screw	1
22	EE44304	Tire/Wheel assembly, ST205/75D-14 L/R"C", 5-lug; 1,760 lbs	4
23	EE43846	Wire harness kit, 4-way flat, hydraulic	1
24	EE44003	Spring mounting kit, includes spring shackles, ctr rocker, hardware	1
25	EE43254	2" ball coupler 10,000 lbs (optional)	1
26	-	Coupler Warning decal (see WARNING DECAL note below)	1
27	EE45341	Overload/Operator Warning decal	1
28	EE50092	Hydraulic brake hose, 18 7/8", actuator to hose bracket	1
29	-	Vin-tag/Tire placard (consult factory)	1
30	EE43253	2 5/16" Ball Coupler 14,000 lbs (optional)	1
31	EE36264	3" Pintle Eye Coupler 20,000 lbs (optional)	1

REMARKS:

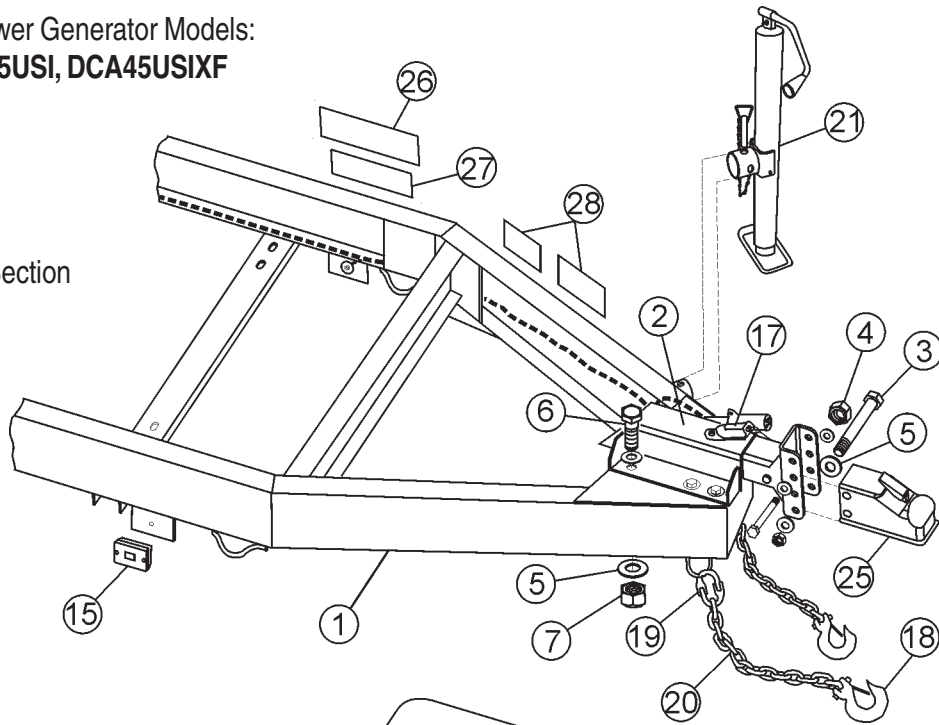
WARNING DECAL - For hydraulic brakes w/Pintle eye coupler, use P/N EE43973;
for hydraulic brakes w/Ball coupler, use P/N EE43976.

See page 54-55 for 10 in. 5-lug hub assembly; see pages 60-63 for 10 in. hydraulic brake assembly.
May require Snap Bushing, P/N EE46345 (See page 70 for illustration).

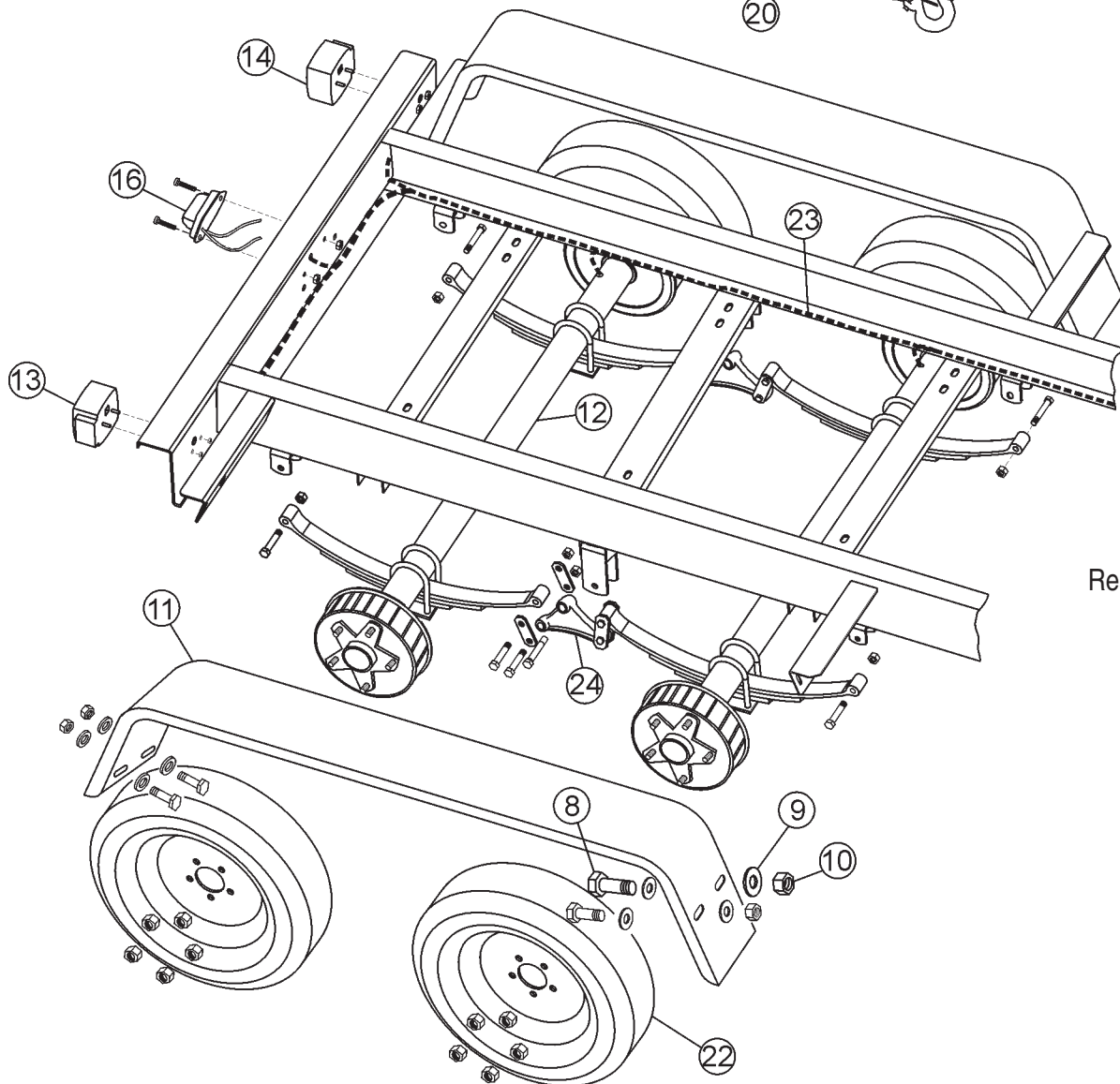
TRLR45US2E TANDEM AXLE TRAILER - ELECTRIC BRAKES

Used With MQ Power Generator Models:
DCA45SSI, DCA45USI, DCA45USIXF

Tongue Section



Rear Section



TRLR45US2E TANDEM AXLE TRAILER - ELECTRIC BRAKES

<u>NO.</u>	<u>PART NO.</u>	<u>DESCRIPTION</u>	<u>QTY.</u>
1	EE43067	TRLR45US2 Frame assembly, powder coated black	1
2	EE43182	Electric brake adapter, primed adjustable channel	1
3	EE44418	Cap screw, hex head, grade 8, 5/8"-11, 5" Lg.	2
4	EE44419	Self-locking nut, nylon insert, grade 8, 5/8"-11	2
5	EE43606	Flat washer, zinc plated 5/8"	16
6	EE43524	Cap screw, hex head, grade 8, 5/8"-18, 2" Lg.	6
7	EE43528	Self-locking nut, nylon insert, grade 8 5/8"-18	6
8	EE43527	Cap screw, hex head, grade 8, 3/8"-16, 1" Lg.	6
9	EE43530	Flat washer, zinc plated 3/8"	16
10	EE43529	Self-locking nut, nylon insert, grade 8 3/8"-16	8
11	EE43089	Fender, with slots, powder coated black, jeep type	1
12	EE43467	Axle, spring suspension, 3,750 lbs, electric brakes	2
13	EE34256	Combination light w/red stop & turn, curb side	1
14	EE34257	Combination light w/license lamp, red stop & turn, street side	1
15	EE43904	Clearance light, side marker, amber w/reflex	2
16	EE43536	License light	1
17	EE43519	Electric breakaway switch, 12VDC, for spring axle	1
18	EE34225	Clevis hook w/latch, 3/8", GR-70	2
19	EE44113	Hammerlok coupling link, painted red	2
20	EE43513	Transport chain, 3/8" x 42"L	2
21	EE43517	Swivel jack, 3,000 lbs, TW/15" tube mount crown screw	1
22	EE44304	Tire/Wheel assembly, ST205/75D14 L/R "C", 5-lug; 1,760 lbs	4
23	EE44279	Wire harness kit, electric brake	1
24	EE44003	Spring mounting kit, includes spring shackles, ctr rocker, hardware	1
25	EE43254	2" ball coupler, 10,000 lbs (optional)	1
26	-	Coupler Warning decal (See WARNING DECAL note below)	1
27	EE45341	Overload/Operator Warning decal	1
28	-	Vin tag/Tire placard (consult factory)	1
29	EE36264	3" Pintle eye coupler, 20,000 lbs (optional)	1
30	EE43253	2 5/16" ball coupler, 14,000 lbs (optional)	1

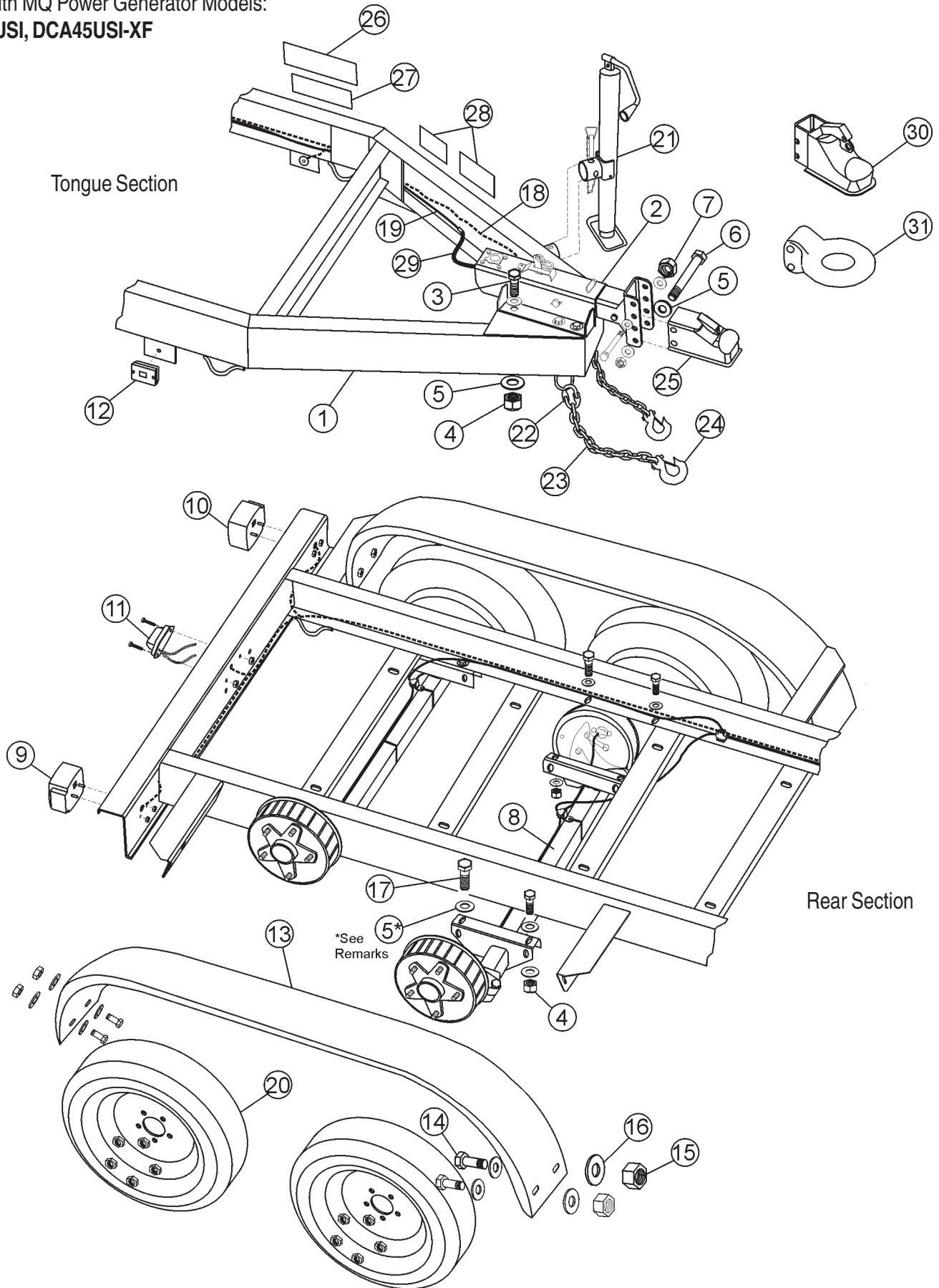
REMARKS:

WARNING DECAL - for electric brakes w/Pintle eye coupler, use P/N EE43974;
for electric brakes w/Ball coupler, use P/N EE43975.

See page 54-55 for 10 in. 5-lug hub assembly; see page 64-65 for 10 in. electric brake assembly.
May require Snap Bushing, P/N EE46345 (See page 70 for illustration).

TRLR70USH TANDEM AXLE TRAILER - HYDRAULIC BRAKES

Used With MQ Power Generator Models:
DCA70USI, DCA45USI-XF



TRLR70USH TANDEM AXLE TRAILER - HYDRAULIC BRAKES

<u>NO.</u>	<u>PART NO.</u>	<u>DESCRIPTION</u>	<u>QTY.</u>	<u>REMARKS</u>
1	EE43066	TRLR70US Frame assembly, powder coated black	1	VIN L004841 AND BELOW
1	EE53579	TRLR70US Frame assembly, powder coated black	1	VIN L004842 AND ABOVE
2	EE43077	Hydraulic actuator, 8,000 lbs primed adjustable channel	1	
3	EE43524	Cap screw, hex head, grade 8, 5/8"-18, 2" Lg.	6	
4	EE43528	Self-locking nut, nylon insert, grade 8, 5/8"-18, zinc plated	14	
5	EE43606	Flat washer, zinc plated 5/8"	32	
6	EE44418	Cap screw, hex head, grade 8, 5/8"-11, 5" Lg.	2	
7	EE44419	Self-locking nut, nylon insert, grade 8, 5/8"-11, zinc plated	2	
8	EE43468	Axle, Torsion suspension, 3,750 lbs, hydraulic brakes	2	
9	EE34256	Combination light, red stop & turn, rear & side reflex, curb side	1	
10	EE34257	Combination light, red stop & turn, rear & side reflex, street side	1	
11	EE43536	License light	1	
12	EE43904	Clearance light/side marker, amber w/reflex	2	
13	EE43369	Fender w/slots, powder coated black, rounded	2	
14	EE43527	Cap screw, hex head, grade 8, 3/8"-16, 1" Lg.	8	
15	EE43529	Self-locking nut, nylon insert, grade 8, 3/8"-16, zinc plated	8	
16	EE43530	Flat washer, 3/8", zinc plated	16	
17	EE43525	Cap screw, hex head, grade 8, 5/8"-18, 1 3/4" Lg.	8	
18	EE43846	Wire harness kit, 4-way flat, hydraulic	1	
19	EE43090	Hydraulic brake line kit, including brake line, hoses, hardware	1	
20	EE40139	Tire/Wheel assembly, ST205/75D15 L/R"C", 5-lug; 1,820 lbs	4	
21	EE43517	Swivel jack, 3,000 lbs, 15", tube mount-crown screw	1	
22	EE44113	Hammerlok coupling Link, painted red	2	
23	EE43513	Transport chain, 3/8" x 42" Lg.	2	
24	EE34225	Clevis hook w/latch, 3/8, GR-70	2	
25	EE43254	2" ball coupler, 10,000 lbs (optional)	1	
26	-	Coupler Warning decal (See WARNING DECAL note below)	1	
27	EE45341	Overload/Operator Warning decal	1	
28	-	Vin tag/Tire placard (consult factory)	1	
29	EE50092	Hydraulic brake hose, 18 7/8", actuator to hose bracket	1	
30	EE43253	2 5/16" ball coupler, 14,000 lbs (optional)	1	
31	EE36264	3" Pintle eye coupler, 20,000 lbs (optional)	1	

REMARKS:

WARNING DECAL - For brakes w/Pintle eye coupler, use P/N EE43973;
for hydraulic brakes w/Ball coupler, use P/N EE43976.

See page 54-55 for 10 in. 5-lug hub assembly; see pages 60-63 for 10 in. hydraulic brake assembly.

May require Snap Bushing, P/N EE46345 (See page 70 for illustration).

* Axle mounting hardware may include Square beveled washer, P/N EE46280

TRLR70USE TANDEM AXLE TRAILER - ELECTRIC BRAKES

Used With MQ Power Generator Models:
DCA70USI, DCA45USI-XF

Coupler Options

2-5/16" Ball Coupler
14,000 lbs.

#EE43253

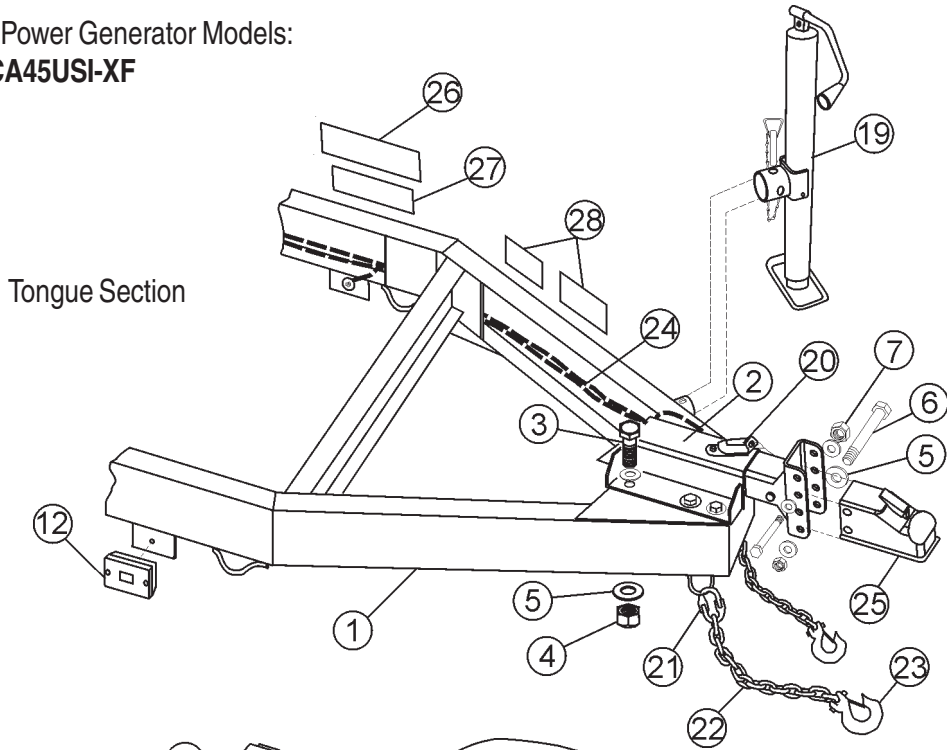


3" Pintle Eye
20,000 lbs.

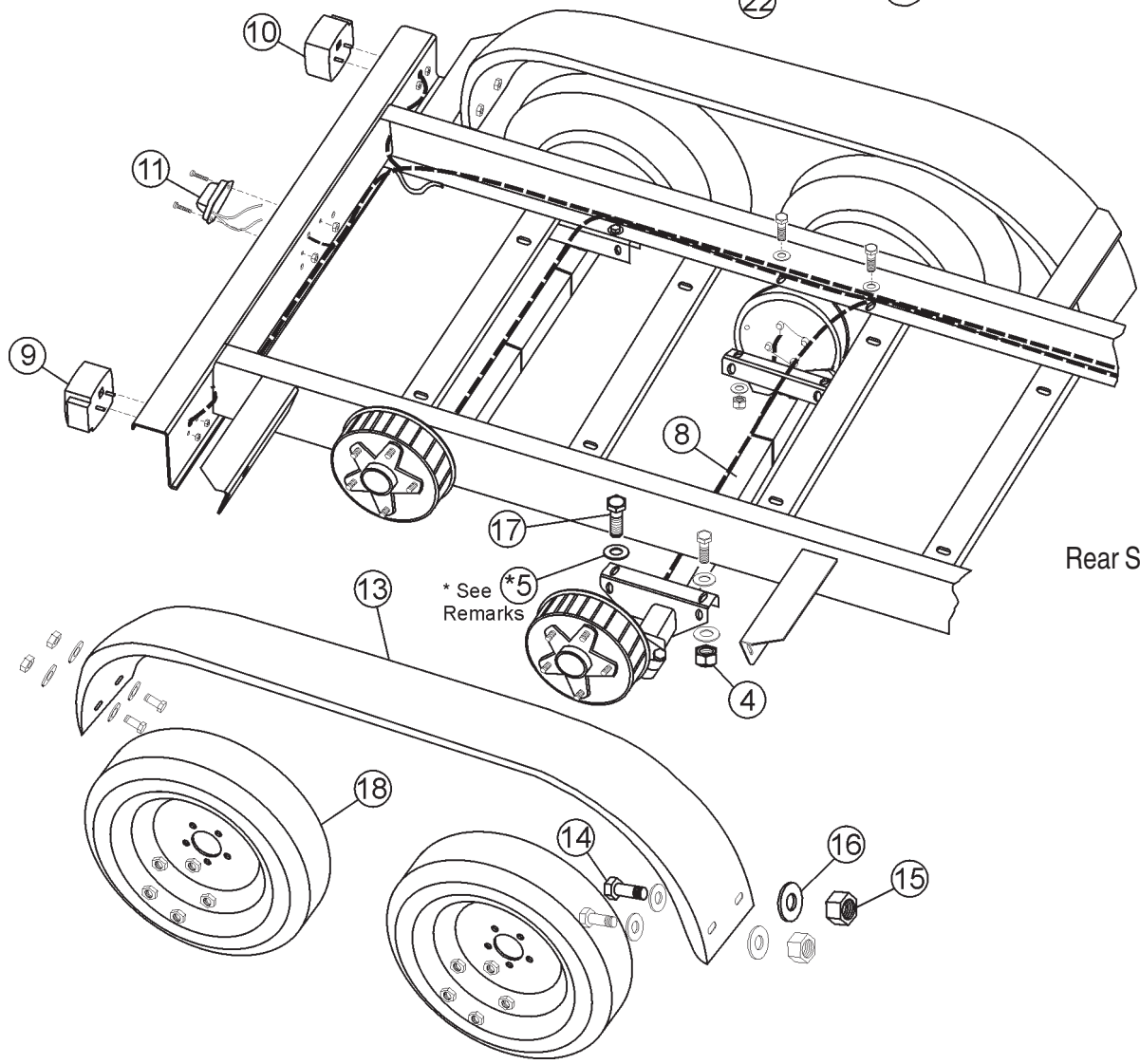
#EE36264



Tongue Section



Rear Section



TRLR70USE TANDEM AXLE TRAILER - ELECTRIC BRAKES

<u>NO.</u>	<u>PART NO.</u>	<u>DESCRIPTION</u>	<u>QTY.</u>	<u>REMARKS</u>
1	EE43066	TRLR70US Frame assembly, powder coated black	1	VIN L004841 AND BELOW
1	EE53579	TRLR70US Frame assembly, powder coated black	1	VIN L004842 AND ABOVE
2	EE43182	Electric brake adapter, primed, adjustable channel	1	
3	EE43524	Cap screw, hex head, grade 8, 5/8"-18, 2" Lg.	6	
4	EE43528	Self-locking nut, nylon-insert, grade 8, 5/8"-18	14	
5	EE43606	Flat washer, zinc plated 5/8"	32	
6	EE44418	Cap screw, hex head, grade 8, 5/8"-11, 5" Lg.	2	
7	EE44419	Self-locking nut, nylon insert, grade 8, 5/8"-11, zinc plated	2	
8	EE43469	Axle, Torsion suspension, 3,750 lbs, electric brakes	2	
9	EE34256	Combination light, red stop & turn, rear & side reflex, curb side	1	
10	EE34257	Combination light, red stop & turn, rear & side reflex, street side	1	
11	EE43536	License light	1	
12	EE43904	Clearance light/side marker, amber w/reflex	2	
13	EE43369	Fender with slots, powder coated black	2	
14	EE43527	Cap screw, hex head, grade 8, 3/8"-16, 1" Lg.	8	
15	EE43529	Self-locking nut, nylon insert, grade 8, 3/8"-16, zinc plated	8	
16	EE43530	Flat washer, 3/8", zinc plated	16	
17	EE43525	Cap screw, hex head, Tru-Torq®, 5/8"-18, 1 3/4" Lg.	8	
18	EE40139	Tire/Wheel assembly, ST205/75D15 L/R"C", 5-lug, 1,820 lbs.	4	
19	EE43517	Swivel jack, 3,000 lbs, 15", tube mount-crown screw	1	
20	EE43519	Electric breakaway switch, 12VDC	1	
21	EE44113	Hammerlok coupling link, painted red	2	
22	EE43513	Transport chain, 3/8" x 42" Lg.	2	
23	EE34225	Clevis hook w/latch, 3/8, GR-70	2	
24	EE44279	Wire harness kit, electric brakes	1	
25	EE43254	2" ball coupler, 10,000 lbs (optional)	1	
26	-	Coupler Warning decal (See WARNING DECAL note below)	1	
27	EE45341	Overload/Operator Warning decal	1	
28	-	Vin tag/Tire Placard (consult factory)	1	
29	EE36264	3" Pintle eye coupler, 20,000 lbs (optional)	1	
30	EE43253	2 5/16" Ball coupler, 14,000 lbs (optional)	1	

REMARKS:

WARNING DECAL - For electric brakes w/Pintle eye coupler, use P/N EE43974;
for electric brakes w/Ball coupler, use P/N EE43975.

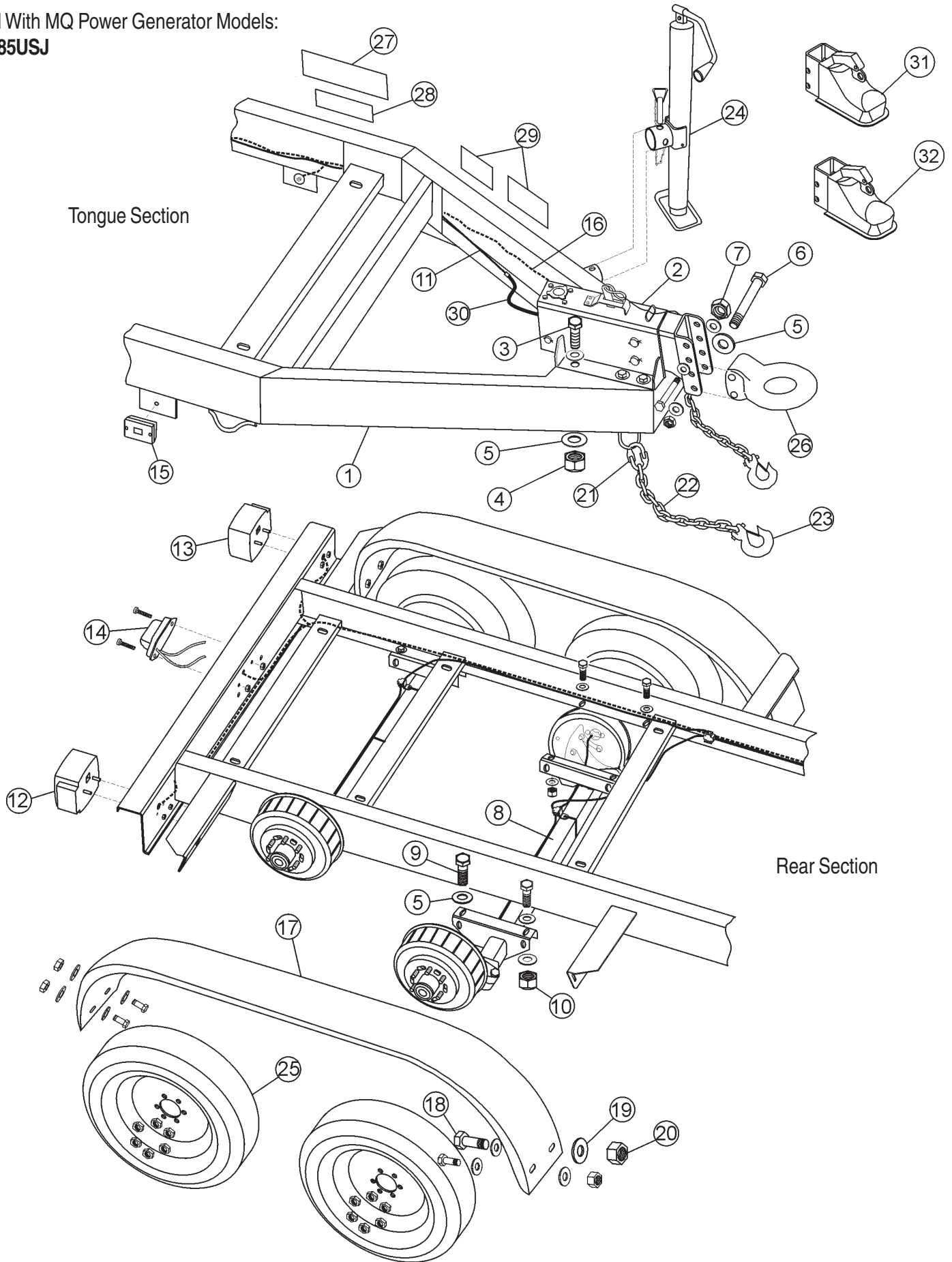
See page 54-55 for 10 in. 5-lug hub assembly; see page 64-65 for 10 in. electric brake assembly.

May require Snap Bushing, P/N EE46345 (See page 70 for illustration).

* Axle mounting hardware may include Square beveled washer, P/N EE46280

TRLR85USH TANDEM AXLE TRAILER - HYDRAULIC BRAKES

Used With MQ Power Generator Models:
DCA85USJ



TRLR85USH TANDEM AXLE TRAILER - HYDRAULIC BRAKES

<u>NO.</u>	<u>PART NO.</u>	<u>DESCRIPTION</u>	<u>QTY.</u>
1	EE43489	TRLR85US frame assembly, powder coated black	1
2	EE43634	Hydraulic actuator, 12,500 lbs, primed adjustable channel	1
3	EE43524	Cap screw, hex head, grade 8, 5/8"-18 , 2" Lg.	6
4	EE43528	Self-locking nut, nylon insert, grade 8, 5/8"-18	6
5	EE43606	Flat washer, zinc plated 5/8"	32
6	EE44418	Cap screw, hex head, grade 8, 5/8"-11, 5" Lg.	2
7	EE44419	Self-locking nut, nylon insert, grade 8, 5/8"-11	2
8	EE44982	Axle, Torsion suspension, 4,500 lbs, hydraulic brakes	2
9	EE43525	Cap screw, hex head, grade 8, 5/8"-18, 1 3/4" Lg.	8
10	EE43528	Self-locking nut, nylon insert, grade 8, 5/8"-18	8
11	EE43282	Hydraulic brakeline kit, includes brake line, hoses, hardware	1
12	EE34256	Combination light, red stop & turn, rear & side reflex, curb side	1
13	EE34257	Combination light, red stop & turn, rear & side reflex, street side	1
14	EE43536	License light	1
15	EE43904	Clearance/side marker w/ reflector, amber, 2 1/2"	2
16	EE43846	Wire harness, hydraulic brakes, 4-pin flat	1
17	EE43369	Fender with slots, powder coated black, rounded type	2
18	EE43527	Cap screw, hex head, grade 8, 3/8"-16, 1" Lg.	8
19	EE43530	Flat washer, zinc plated, 3/8"	16
20	EE43529	Self-locking nut, zinc plated, 3/8"-16	8
21	EE44113	Hammerlok coupling link, painted red	2
22	EE43513	Transport chain, 3/8" x 42" Lg.	2
23	EE34225	Clevis hook w/latch, 3/8, GR-70	2
24	EE43518	Swivel jack, 5,000 lbs, TW/15" tube mount crown screw	1
25	EE44774	Tire/Wheel assembly, ST225/75D-15 L/R"D", 6-lug; 2,540 lbs	4
26	EE36264	3" Pintle eye coupler, 20,000 lbs (optional)	1
27	-	Coupler warning decal (See WARNING DECAL note below)	1
28	EE45341	Overload/Operator warning decal	1
29	-	Vin Tag/Tire Placard (consult factory)	1
30	EE50092	Hydraulic brake hose, 18 7/8", actuator to hose bracket	1
31	EE43254	2" Ball coupler, 10,000 lbs (optional)	1
32	EE43253	2 5/16" Ball coupler, 14,000 lbs (optional)	1

REMARKS:

WARNING DECAL - for hydraulic brakes w/Pintle eye coupler, use P/N EE43973;

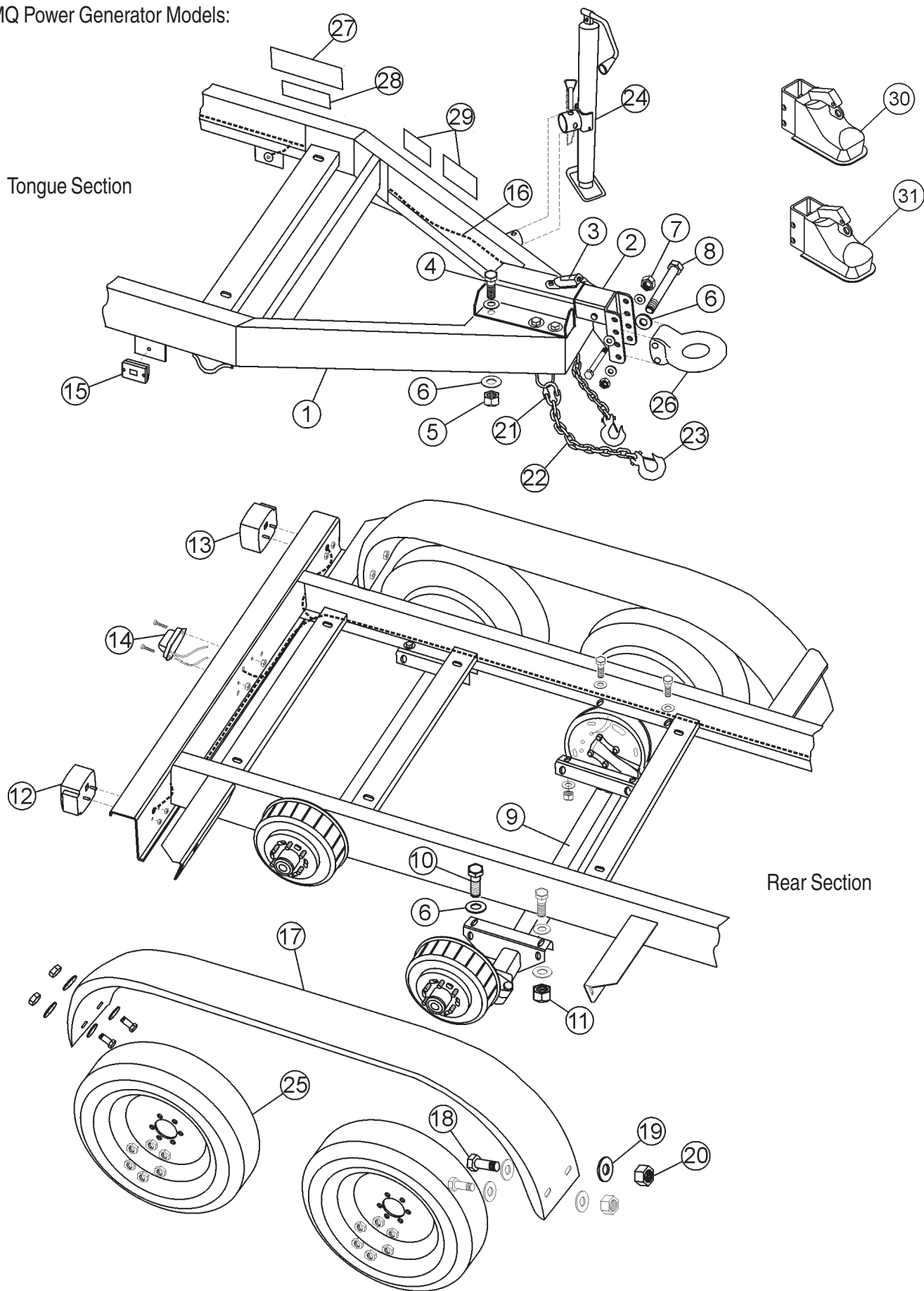
for hydraulic brakes w/Ball coupler, use P/N EE43976.

See page 56-57 for 12 in. 6-lug hub assembly; see page 66-67 for 12 in. hydraulic brake assembly.

May require Snap Bushing, P/N EE46345 (See page 70 for illustration).

TRLR85USE TANDEM AXLE TRAILER - ELECTRIC BRAKES

Used With MQ Power Generator Models:
DCA85USJ



TRLR85USE TANDEM AXLE TRAILER - ELECTRIC BRAKES

<u>NO.</u>	<u>PART NO.</u>	<u>DESCRIPTION</u>	<u>QTY.</u>
1	EE43489	TRLR85US frame assembly, powder coated black	1
2	EE43542	Electric brake adapter, adjustable channel	1
3	EE43519	Electric breakaway switch, 4' cable & electrical wiring	1
4	EE43524	Cap screw, hex head, grade 8, 5/8"-18 , 2" Lg.	6
5	EE43528	Self-locking nut, nylon insert, grade 8, 5/8"-18	6
6	EE43606	Flat washer, zinc plated 5/8"	32
7	EE44418	Cap screw, hex head, grade 8, 5/8"-11, 5" Lg.	2
8	EE44419	Self-locking nut, nylon insert, grade 8, 5/8"-11	2
9	EE44983	Axle, Torsion suspension, 4,500 lbs, electric brakes	2
10	EE43525	Cap screw, hex head, grade 8, 5/8"-18, 1 3/4" Lg.	8
11	EE43528	Self-locking nut, nylon insert, grade 8, 5/8"-18	8
12	EE34256	Combination light, red stop & turn, rear & side reflex, curb side	1
13	EE34257	Combination light, red stop & turn, rear & side reflex, street side	1
14	EE43536	License light	1
15	EE43904	Clearance/side marker w/ reflector, amber, 2 3/4"	2
16	EE44279	Wire harness kit, electric brakes, 6-pin round	1
17	EE43369	Fender with slots, powder coated black, rounded type	2
18	EE43527	Cap screw, hex head, grade 8, 3/8"-16, 1" Lg.	8
19	EE43530	Flat washer, zinc plated, 3/8"	16
20	EE43529	Self-locking nut, zinc plated, 3/8"-16	8
21	EE44113	Hammerlok coupling link, painted red	2
22	EE43513	Transport chain, 3/8" x 42" Lg.	2
23	EE34225	Clevis hook w/latch, 3/8, GR-70	2
24	EE43518	Jack, 5,000 lbs, TW/15" tube mount crown screw	1
25	EE44774	Tire/Wheel assembly, ST225/75D15 L/R"D", 6-lug; 2,540 lbs	4
26	EE36264	3" Pintle Eye coupler, 20,000 (optional)	1
27	-	Coupler Warning decal (See WARNING DECAL note below)	1
28	EE45341	Overload/Operator Warning decal	1
29	-	Vin Tag/Tire Placard (consult factory)	1
30	EE43254	2" Ball coupler, 10,000 lbs (optional)	1
31	EE43253	2 5/16" Ball coupler 14,000 lbs (optional)	1

REMARKS:

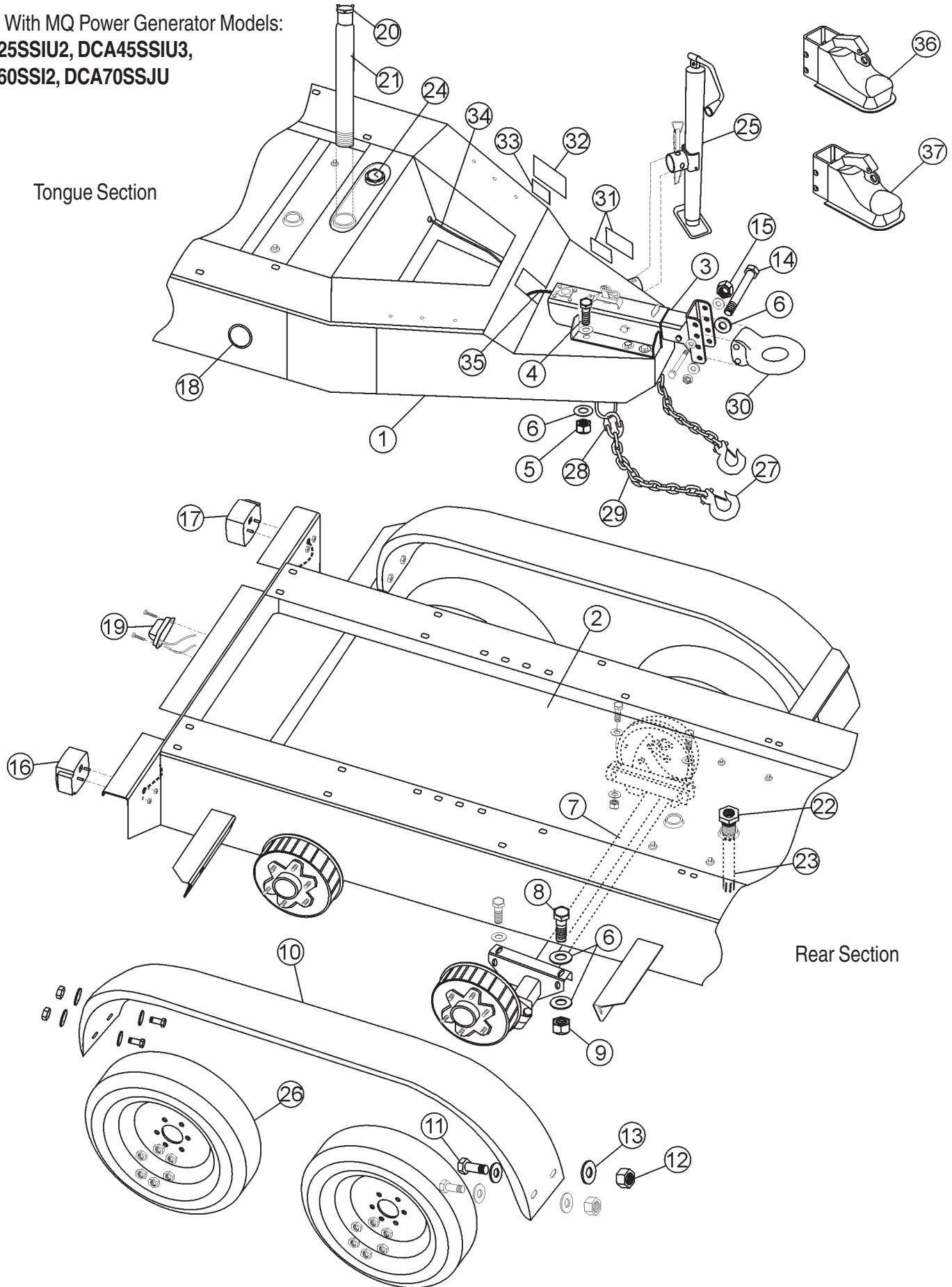
WARNING DECAL - For electric brakes w/Pintle eye coupler, use P/N EE43974;
for electric brakes w/Ball coupler, use P/N EE43975.

See page 56-57 for 12 in. 6-lug hub assembly; see page 68-69 for 12 in. electric brake assembly.
May require Snap Bushing, P/N EE46345 (See page 70 for illustration).

TRLR85XFH TANDEM AXLE TRAILER - HYDRAULIC BRAKES

Used With MQ Power Generator Models:
DCA25SSIU2, DCA45SSIU3,
DCA60SSI2, DCA70SSJU

Tongue Section



Rear Section

TRLR85XFH TANDEM AXLE TRAILER - HYDRAULIC BRAKES

<u>NO.</u>	<u>PART NO.</u>	<u>DESCRIPTION</u>	<u>QTY.</u>
1	EE44042	TRLR85XF frame assembly, powder coated black	1
2	EE44045	Fuel tank assembly, 200 gal.	1
3	EE43077	Hydraulic actuator, 8,000 lbs, primed adjustable channel	1
4	EE43524	Cap screw, hex head, grade 8, 5/8"-18, 2" Lg.	6
5	EE43528	Hex nut, nylon-insert locknut, grade 8, 5/8"-18	6
6	EE43606	Flat washer, zinc plated 5/8"	32
7	EE44088	Torsion axle, 3500 lbs - hydraulic brakes	2
8	EE43525	Cap screw, hex head, grade 8, 5/8"-18, 1 3/4"	8
9	EE43528	Hex nut, nylon-insert locknut, grade 8, 5/8"-18	8
10	EE43369	Fender with slots, powder coated black, rounded type	2
11	EE43527	Cap screw, hex head, grade 8, 3/8"-16, 1" Lg.	8
12	EE43529	Hex nut, nylon-insert locknut, Grade 8, 3/8"-16	8
13	EE43530	Washer, flat 3/8", zinc plated	16
14	EE44418	Cap screw, hex head, grade 8, 5/8"-11, 5" Lg.	2
15	EE44419	Hex nut, nylon-insert locknut, grade 8, 5/8"-11	2
16	EE34256	Combination light w/red stop & turn, curb side	1
17	EE34257	Combination light w/red stop & turn, street side	1
18	EE43535	Clearance/side marker w/reflector, amber, 2 1/2"	2
19	EE43536	License light	1
20	EE16942	Vented gas cap, female 3" NPT	1
21	EE37234	Fuel tank fill pipe 3" dia., 26" Lg.	1
22	EE44402	Double-tap busing 1"x1/2", cast iron	1
23	EE44748	Fuel suction tube, iron pipe nipple, 1/2" x 12 1/2" Lg.	1
24	EE42154	Fuel gauge	1
25	EE43518	Jack, 5,000 lbs, TW/15" tube mount crown screw	1
26	EE44774	Tire/Wheel assembly, ST225/75D-15 L/R"D", 6-lug; 2,540 lbs	4
27	EE34225	Clevis hook w/latch, 3/8, GR-70	2
28	EE44113	Hammerlok coupling link, painted red	2
29	EE43513	Transport chain, 3/8" x 42" Lg.	2
30	EE36264	3" Pintle eye coupler, 20,000 lbs (optional)	1
31	-	Vin tag/Tire placard (consult factory)	1
32	-	Coupler Warning decal (See WARNING DECAL note below)	1
33	EE45341	Overload/Operator Warning decal	1
34	EE44439	Wire harness, hydraulic brakes	1
35	EE50093	Hydraulic brake hose, 24" actuator to hose bracket	1
-	EE44679	Hydraulic brake line kit (not shown), includes brake line, hoses, hardware	1
36	EE43254	2" Ball coupler, 10,000 lbs (optional)	1
37	EE43253	2 5/16" Ball coupler 14,000 lbs (optional)	1

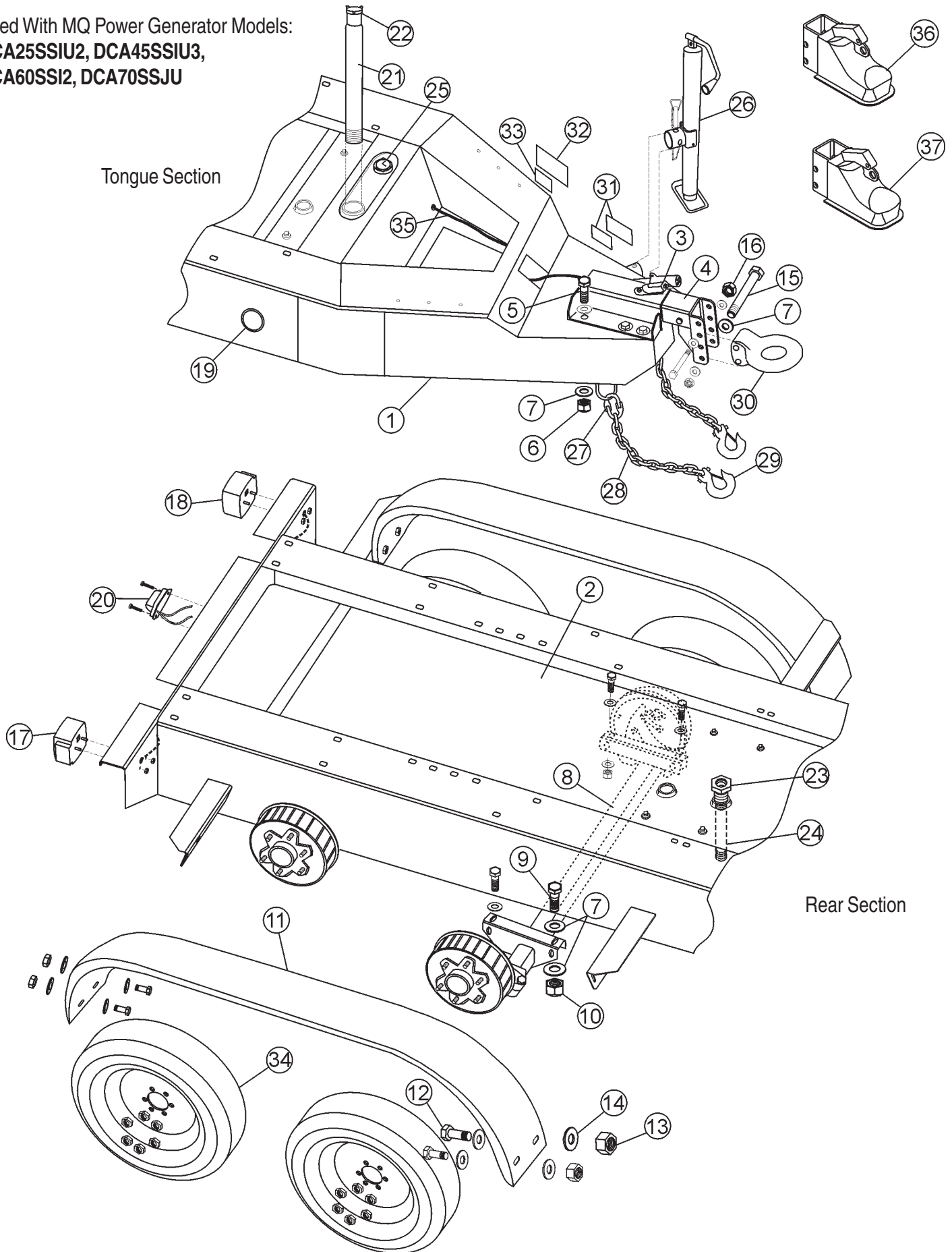
REMARKS:

WARNING DECAL - For hydraulic brakes w/Pintle eye coupler, use P/N EE43973;
for hydraulic brakes w/Ball coupler, use P/N EE43976.

See page 54-55 for 10 in. 6-lug hub assembly; see page 60-63 for 10 in. hydraulic brake assembly.
May require Snap Bushing, P/N EE46345 (See page 70 for illustration).

TRLR85XFE TANDEM AXLE TRAILER - ELECTRIC BRAKES

Used With MQ Power Generator Models:
DCA25SSIU2, DCA45SSIU3,
DCA60SSI2, DCA70SSJU



TRLR85XFE TANDEM AXLE TRAILER - ELECTRIC BRAKES

<u>NO.</u>	<u>PART NO.</u>	<u>DESCRIPTION</u>	<u>QTY.</u>
1	EE44042	TRLR85XF frame assembly, powder coated black	1
2	EE44045	Fuel tank assembly, 200 gal.	1
3	EE43519	Electric breakaway switch, 12 VDC	1
4	EE43542	Electric brake adapter, adjustable channel, drop down	1
5	EE43524	Cap screw, hex head, grade 8, 5/8"-18, 2" Lg.	6
6	EE43528	Hex nut, nylon-insert locknut, grade 8, 5/8"-18	6
7	EE43606	Flat washer, zinc plated 5/8"	32
8	EE44404	Torsion axle, 3,500 lbs - hydraulic brakes	2
9	EE43525	Cap screw, hex head, grade 8, 5/8"-18, 1 3/4" Lg.	8
10	EE43528	Hex nut, nylon-insert locknut, grade 8, 5/8"-18	8
11	EE43369	Fender with slots, powder coated black, rounded type	2
12	EE43527	Cap screw, hex head, grade 8, 3/8"-16	8
13	EE43529	Hex nut, nylon-insert locknut, grade 8, 3/8"-16	8
14	EE43530	Washer, flat 3/8", zinc plated	16
15	EE44418	Cap screw, hex head, grade 8, 5/8"-11, 5" Lg.	2
16	EE44419	Hex nut, nylon-insert locknut, grade 8, 5/8"-11	2
17	EE34256	Combination light w/red stop & turn, curb side	1
18	EE34257	Combination light w/red stop & turn, street side	1
19	EE43535	Clearance/side marker w/reflector, amber, 2 1/2"	2
20	EE43536	License light	1
21	EE16942	Vented gas cap, female 3" NPT	1
22	EE37234	Fuel tank fill pipe 3" dia., 26" Lg.	1
23	EE44402	Double-tap busing 1"x1/2", cast iron	1
24	EE44748	Fuel suction tube, iron pipe nipple, 1/2" x 12 1/2" Lg.	1
25	EE42154	Fuel gauge, 13"	1
26	EE43518	Swivel jack, 5,000 lbs, TW/15" tube mount crown screw	1
27	EE44113	Hammerlok coupling link, painted red	2
28	EE43513	Transport chain, 3/8" x 42" Lg.	2
29	EE34225	Clevis hook w/latch, 3/8, GR-70	2
30	EE36264	3" Pintle eye coupler, 20,000 (optional)	1
31	-	Vin tag/Tire placard (consult factory)	1
32	-	Warning decal (See WARNING DECAL note below)	1
33	EE45341	Overload/Operator Warning decal	1
34	EE44774	Tire/Wheel assembly, ST225/75D-15 L/R"D", 6-lug; 2,540 lbs	4
35	EE44440	Wire harness, electric brakes	1
36	EE43254	2" Ball coupler, 10,000 lbs (optional)	1
37	EE43253	2 5/16" Ball coupler, 14,000 lbs (optional)	1

REMARKS:

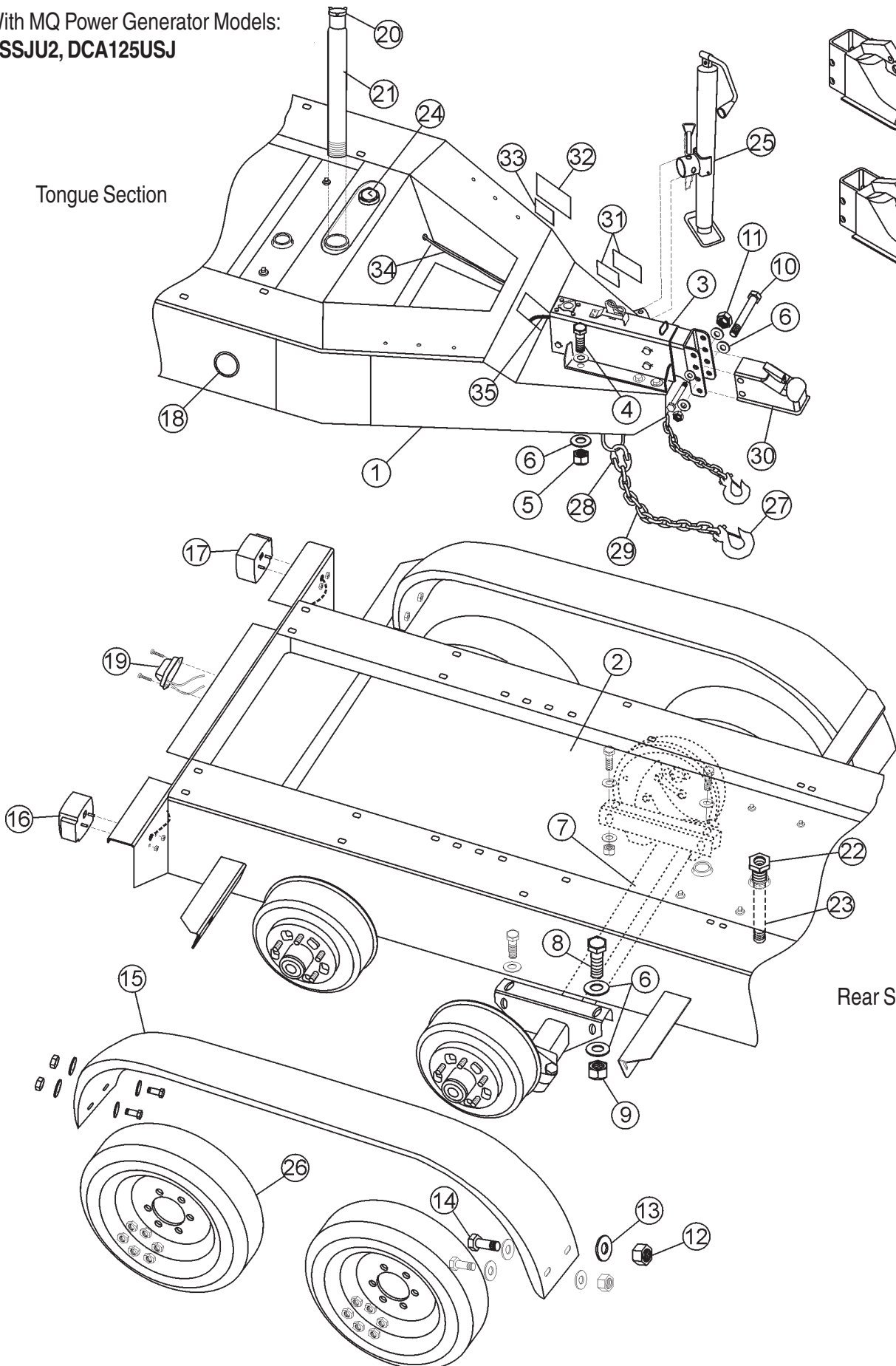
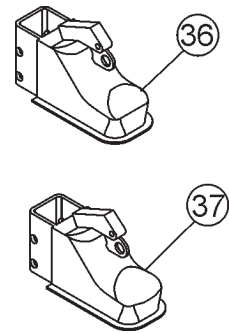
WARNING DECAL - For electric brakes w/Pintle eye coupler, use P/N EE43974;
for electric brakes w/Ball coupler, use P/N EE43975.

See page 54-55 for 10 in. 6-lug hub assembly; see page 64-65 for 10 in. electric brake assembly.
May require Snap Bushing, P/N EE46345 (See page 70 for illustration).

TRLR125XFH TANDEM AXLE TRAILER - HYDRAULIC BRAKES

Used With MQ Power Generator Models:
DCA85SSJU2, DCA125USJ

Tongue Section



Rear Section

TRLR125XFH TANDEM AXLE TRAILER - HYDRAULIC BRAKES

<u>NO.</u>	<u>PART NO.</u>	<u>DESCRIPTION</u>	<u>QTY.</u>
1	EE44042	TRLR125XF frame assembly, powder coated black	1
2	EE44045	Fuel tank assembly, 200 gal	1
3	EE43634	Hydraulic actuator, 12,500 lbs, primed adjustable channel	1
4	EE43524	Cap screw, hex head, grade 8, 5/8"-18 , 2" Lg.	6
5	EE43528	Hex nut, nylon-insert locknut, grade 8, 5/8"-18	6
6	EE43606	Flat washer, zinc plated 5/8"	32
7	EE44089	Torsion axle, 4,500 lbs - hydraulic brakes	2
8	EE43525	Cap screw, hex head, grade 8, 5/8"-18, 1 3/4" Lg.	8
9	EE43528	Hex nut, nylon-insert locknut, grade 8, 5/8"-18	8
10	EE44418	Cap screw, hex head, grade 8, 5/8"-11, 5" Lg.	2
11	EE44419	Hex nut, nylon-insert locknut, grade 8, 5/8"-11	2
12	EE43529	Hex nut, nylon-insert locknut, grade 8, 3/8"-16	8
13	EE43530	Washer, flat 3/8", zinc plated	16
14	EE43527	Cap screw, hex head, grade 8, 3/8"-16, 1" Lg.	8
15	EE43369	Fender with slots, powder coated black, rounded	2
16	EE34256	Combination light w/red stop & turn, curb side	1
17	EE34257	Combination light w/red stop & turn, street side	1
18	EE43535	Clearance/side marker w/reflector, 2 1/2" Lg.	2
19	EE43536	License light	1
20	EE16942	Vented gas cap, female 3" NPT	1
21	EE37234	Fuel tank fill pipe 3"dia., 26" Lg.	1
22	EE44402	Double-tap busing 1"x1/2", cast iron	1
23	EE44748	Fuel suction tube, iron pipe nipple, 1/2" x 12 1/2" Lg.	1
24	EE42154	Fuel gauge, 13"	1
25	EE43518	Swivel jack, 5,000 lbs, TW/15" tube mount crown screw	1
26	EE44774	Tire/Wheel assembly, ST225/75D15 L/R"D", 6-lug; 2,540 lbs	4
27	EE34225	Clevis hook w/latch, 3/8", GR-70, 3/8"	2
28	EE44113	Hammerlok coupling link, painted red, 5/16"	2
29	EE43513	Transport chain, 3/8" x 42" Lg.	2
30	EE43254	2" Ball coupler, 10,000 lbs (optional)	1
31	-	Vin tag/Tire placard (consult factory)	1
32	-	Coupler Warning decal (See WARNING DECAL note below)	1
33	EE43981	Overload/Operator Warning decal	1
34	EE44439	Wire harness kit, hydraulic brakes	1
35	EE50093	Hydraulic brake hose, 24", actuator to hose bracket	1
-	EE44679	Hydraulic brake line kit (not shown), includes brake line, hoses, hardware	1
36	EE43253	2 5/6" Ball coupler 14,000 lbs (optional)	1
37	EE36264	3" Pintle eye coupler, 20,000 lbs (optional)	1

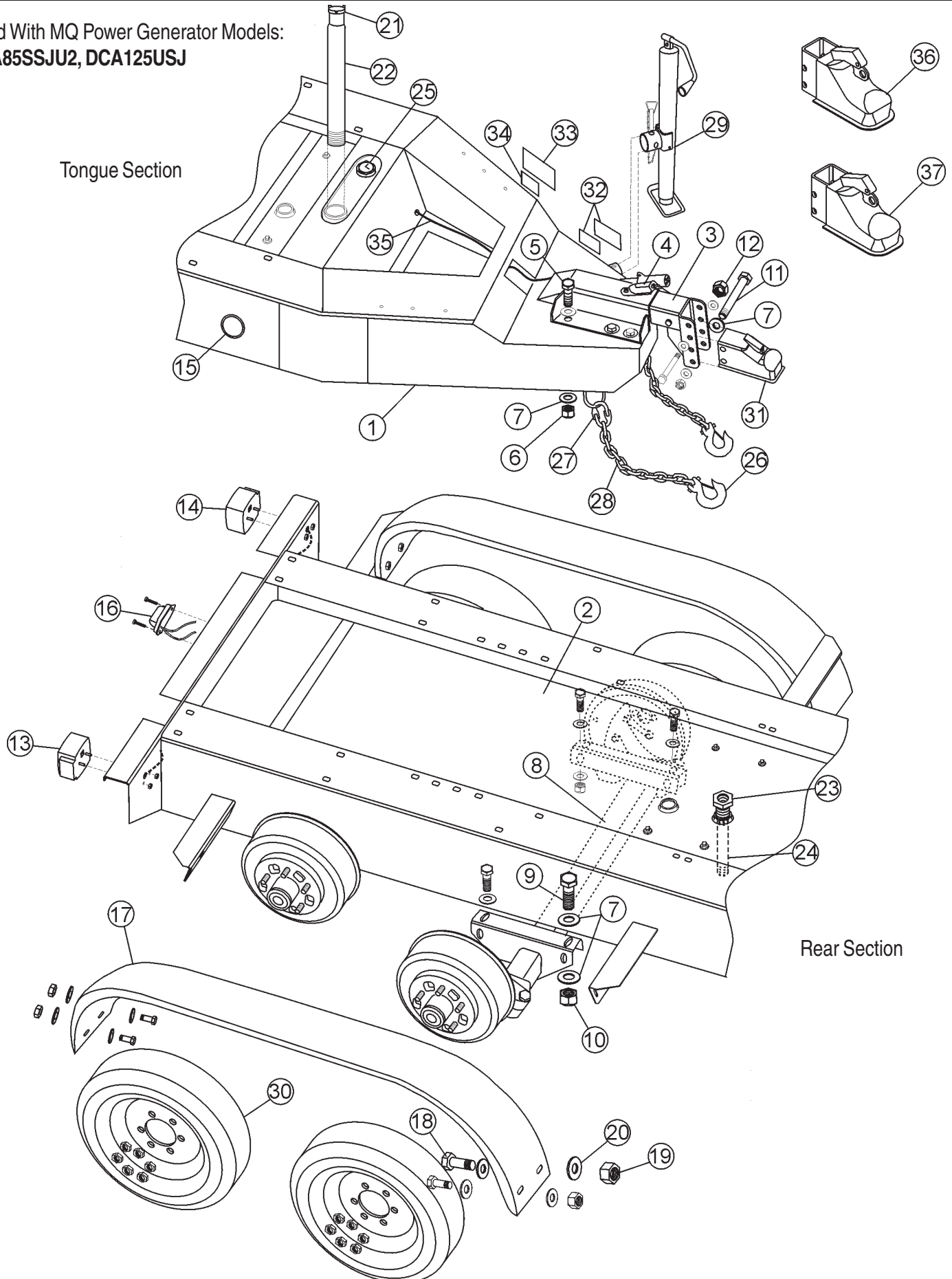
REMARKS:

WARNING DECAL - For hydraulic brakes w/Pintle eye coupler, use P/N EE43973;
for hydraulic brakes w/Ball coupler, use P/N EE43976.

See page 56-57 for 12 in. 6-lug hub assembly; see page 66-67 for 12 in. hydraulic brake assembly.
May require Snap Bushing, P/N EE46345 (See page 70 for illustration).

TRLR125XFE TANDEM AXLE TRAILER - ELECTRIC BRAKES

Used With MQ Power Generator Models:
DCA85SSJU2, DCA125USJ



TRLR125XFE TANDEM AXLE TRAILER - ELECTRIC BRAKES

<u>NO.</u>	<u>PART NO.</u>	<u>DESCRIPTION</u>	<u>QTY.</u>
1	EE44042	TRLR125XF frame assembly, powder coated black	1
2	EE44045	Fuel tank assembly, 200 gal	1
3	EE43542	Electric adapter, primed adjustable channel	1
4	EE43519	Electric breakaway switch, 12VDC	1
5	EE43524	Cap screw, hex head, grade 8, 5/8"-18, 2" Lg.	6
6	EE43528	Hex nut, nylon-insert locknut, grade 8, 5/8"-18	6
7	EE43606	Flat washer, zinc plated 5/8"	32
8	EE44363	Torsion axle, 4,500 lbs - electric brakes	2
9	EE43525	Cap screw, hex head, grade 8, 5/8"-18, 1 3/4" Lg.	8
10	EE43528	Hex nut, nylon-insert locknut, grade 8, 5/8"-18	8
11	EE44418	Cap screw, hex head, grade 8, 5/8"-11, 5" Lg.	2
12	EE44419	Hex nut, nylon-insert locknut, grade 8, 5/8"-11	8
13	EE34256	Combination light w/red stop & turn, curb side	1
14	EE34257	Combination light w/red stop & turn, street side	1
15	EE43535	Clearance/side marker w/reflector, amber, 2 1/2" Lg.	2
16	EE43536	License light	1
17	EE43369	Fender with slots, powder coated black, rounded type	2
18	EE43527	Cap screw, hex head, grade 8, 3/8"-16, 1" Lg.	8
19	EE43529	Hex nut, nylon-insert locknut, grade 8, 3/8"-16	8
20	EE43530	Washer, flat 3/8", zinc plated	16
21	EE16942	Vented gas cap female 3" NPT	1
22	EE37234	Fuel tank fill pipe 3" dia., 26" Lg.	1
23	EE44402	Double-tap busing, 1" x 1/2", cast iron	1
24	EE44748	Fuel suction tube, iron pipe nipple, 1/2" x 12 1/2" Lg.	1
25	EE42154	Fuel gauge, 13"	1
26	EE34225	Clevis hook w/latch, 3/8", GR-70, 3/8"	2
27	EE44113	Hammerlok coupling link, painted red, 5/16"	2
28	EE43513	Transport chain, 3/8" x 42" Lg.	2
29	EE43518	Swivel jack, 5,000 lbs, TW/15" tube mount crown screw	1
30	EE44774	Tire/Wheel assembly, ST225/75D15 L/R"D", 6-lug; 2,540 lbs.	4
31	EE43254	2" Ball coupler 10,000 lbs, (optional)	1
32	-	Vin Tag/Tire Placard (consult factory)	1
33	-	Coupler Warning decal (See WARNING DECAL note below)	1
34	EE43981	Overload/Operator Warning decal	1
35	EE44440	Wire harness, electric brakes	1
36	EE43253	2 5/16" Ball coupler, 14,000 lbs (optional)	1
37	EE36264	3" Pintle eye coupler, 20,000 lbs (optional)	1

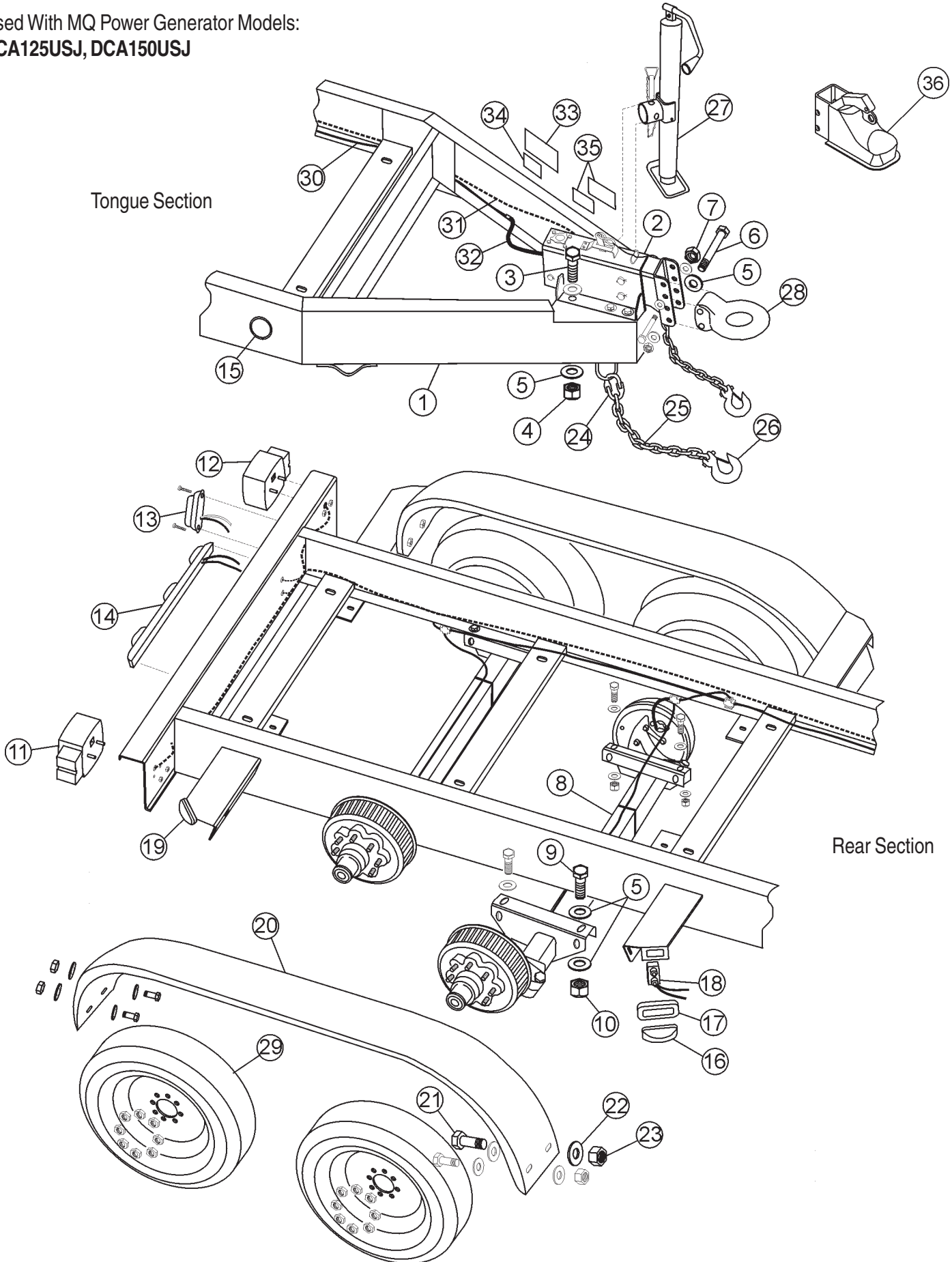
REMARKS:

WARNING DECAL - For electric brakes w/Pintle eye coupler, use P/N EE43974;
for electric brakes w/Ball coupler, use P/N EE43975.

See page 56-57 for 12 in. 6-lug hub assembly; see page 68-69 for 12 in. electric brake assembly.
May require Snap Bushing, P/N EE46345 (See page 70 for illustration).

TRLR150USH TANDEM AXLE TRAILER - HYDRAULIC BRAKES

Used With MQ Power Generator Models:
DCA125USJ, DCA150USJ



TRLR150USH TANDEM AXLE TRAILER - HYDRAULIC BRAKES

<u>NO.</u>	<u>PART NO.</u>	<u>DESCRIPTION</u>	<u>QTY.</u>
1	EE44772	TRLR150US Frame Assembly, powder coated black	1
2	EE43634	Hydraulic actuator, 12,500 lbs, primed adjustable channel	1
3	EE43524	Cap screw, hex head, Grade 8, 5/8"-18 , 2" Lg.	6
4	EE43528	Hex Nut, Nylon-Insert Locknut, Grade 8, 5/8"-18	6
5	EE43606	Flat washer, zinc plated 5/8"	32
6	EE44418	Cap screw, hex head, grade 8, 5/8"-11, 5" Lg.	2
7	EE44419	Hex nut, nylon-insert locknut, grade 8, 5/8"-11	8
8	EE44767	Torsion axle, hydraulic brakes, 6,000 lbs	2
9	EE43525	Cap screw, hex head, grade 8, 5/8"-18, 1 3/4" Lg.	8
10	EE43528	Self-locking nut, grade 8, zinc plated, 5/8"-18	8
11	EE43627	Combination light w/red stop & turn, side reflector, curb side	1
12	EE44162	Combination light w/red stop & turn, side reflector, street side	1
13	EE43536	License light	1
14	EE43629	Light bar, 3 red lamps	1
15	EE43535	Clearance side marker with reflex, amber, 2 1/2"	2
16	EE44164	Clearance/side marker light, amber, 2 1/2"	2
17	EE34265	Side marker bracket grommet	4
18	EE44168	Side marker lamp wiring plug	4
19	EE44165	Clearance/side marker light, red, 2 1/2"	2
20	EE40143	Fenders w/ slots; powder coated black, rounded type	2
21	EE43527	Cap screw, hex head, grade 8, 3/8"-16, 1" Lg.	8
22	EE43530	Flat washer, 3/8"	16
23	EE43529	Self-locking nut, zinc plated, 3/8"-16	8
24	EE44113	Hammerlok coupling link, painted red, 5/16"	2
25	EE43513	Transport chain, 3/8" x 42" Lg.	2
26	EE34225	Clevis hook w/latch, 3/8", GR-70, 3/8"	2
27	EE43518	Swivel jack, 5,000 lbs, TW/15" tube mount crown screw	1
28	EE36264	3" Pintle eye coupler, 20,000 lbs (optional)	1
29	EE47513	Tire/Wheel assembly, ST235/80R16 L/R "E", 8-Lug; 3,500 lbs	4
30	EE43282	Hydraulic brake line kit, includes brake line, hoses, hardware	1
31	EE43921	Wire harness, 4-way flat, hydraulic brakes	1
32	EE50092	Hydraulic brake hose, 24" actuator to hose bracket	1
33	-	Coupler Warning decal (See WARNING DECAL note below)	1
34	EE45341	Overload/Operator Warning decal	1
35	-	Vin tag/Tire Placard (consult factory)	1
36	EE43253	2 5/16" Ball coupler, 14,000 lbs (optional)	1

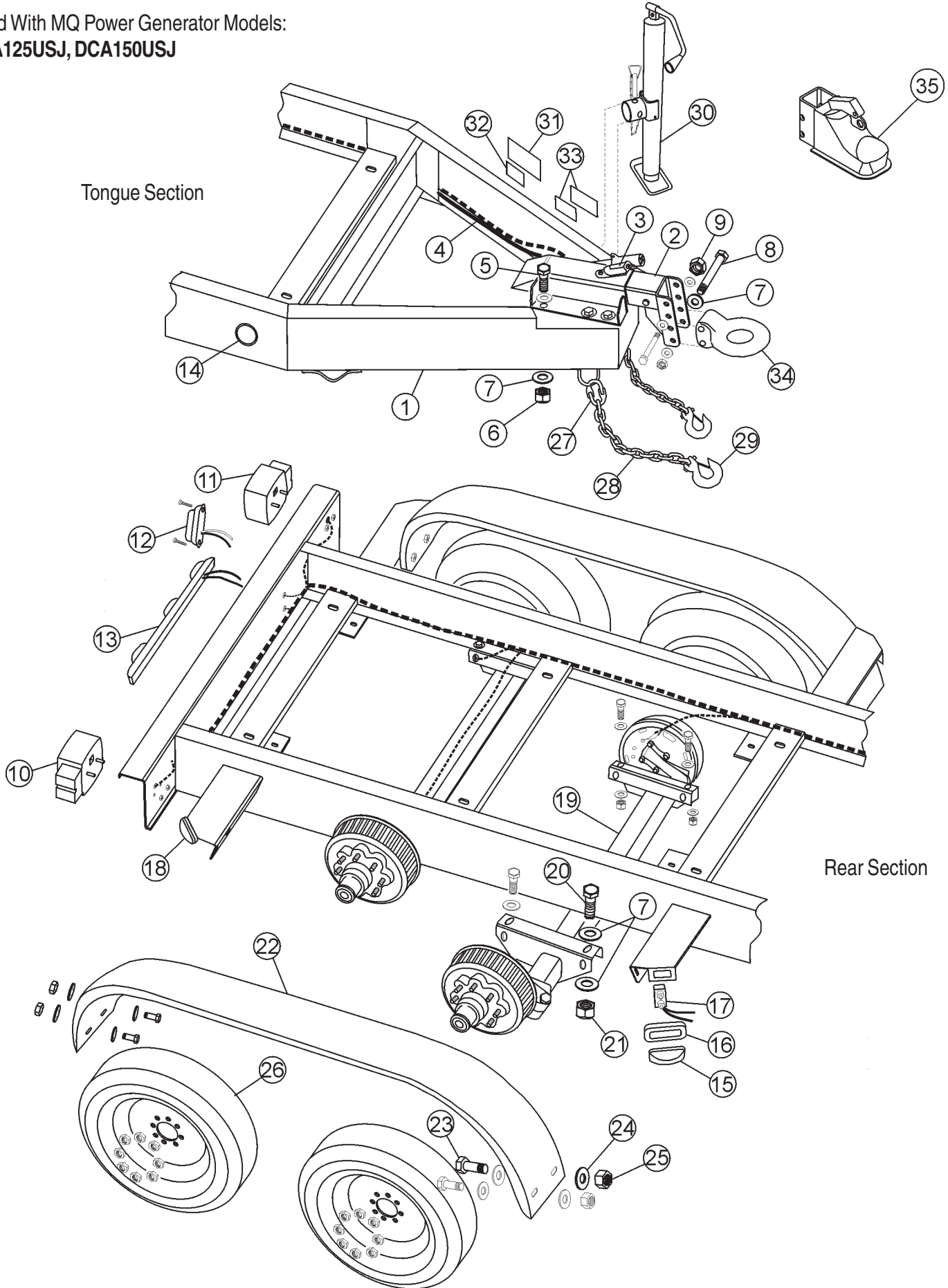
REMARKS:

WARNING DECAL - For hydraulic brakes w/Pintle eye coupler, use P/N EE43973;
for hydraulic brakes w/Ball coupler, use P/N EE43976.

Red/White Conspicuity tape is required on full width and both sides of the trailer; available in 150 ft roll, P/N EE44148.
See page 58-59 for 12 in. 8-lug hub assembly; see page 66-67 for 12 in. hydraulic brake assembly.

TRLR150USE TANDEM AXLE TRAILER - ELECTRIC BRAKES

Used With MQ Power Generator Models:
DCA125USJ, DCA150USJ



Tongue Section

Rear Section

TRLR150USE TANDEM AXLE TRAILER - ELECTRIC BRAKES

<u>NO.</u>	<u>PART NO.</u>	<u>DESCRIPTION</u>	<u>QTY.</u>
1	EE44772	TRLR150US Frame Assembly, powder coated black	1
2	EE43542	Electric brake adapter adjustable channel	1
3	EE43519	Electric breakaway switch, 12VDC	1
4	EE44318	Wire harness kit, electric brakes, 7-pin round	1
5	EE43524	Cap screw, hex head, grade 8, 5/8"-18, 2" Lg.	6
6	EE43528	Hex nut, nylon-insert locknut, grade 8, 5/8"-18	6
7	EE43606	Flat washer, zinc plated 5/8"	32
8	EE44418	Cap screw, hex head, grade 8, 5/8"-11, 5" Lg.	2
9	EE44419	Hex nut, nylon-insert locknut, grade 8, 5/8"-11	8
10	EE43627	Combination Light w/red, stop & turn, side reflector, curb side	1
11	EE44162	Combination Light w/red stop & turn, side reflector, street side	1
12	EE43536	License light	1
13	EE43629	Light bar, 3 red lamps	1
14	EE43535	Clearance side marker with reflex, amber, 2 1/2"	2
15	EE44164	Clearance/side marker light, amber, 2 1/2"	2
16	EE34265	Side marker bracket grommet	4
17	EE44168	Side marker lamp wiring plug	4
18	EE44165	Clearance/side marker light, red, 2 1/2"	2
19	EE44776	Torsion axle, electric brakes, 6,000 lbs	2
20	EE43525	Cap screw, hex head, grade 8, 5/8"-18, 1 3/4" Lg.	8
21	EE43528	Self-locking nut, grade 8, zinc plated, 5/8"-18	8
22	EE40143	Fenders w/ slots; powder coated black, rounded type	2
23	EE43527	Cap screw, hex head, grade 8, 3/8"-16, 1" Lg.	8
24	EE43530	Flat washer, 3/8"	16
25	EE43529	Self-locking nut, zinc plated, 3/8"-16	8
26	EE47313	Tire/Wheel assembly, ST235/80R16 L/R "E", 8-lug; 3,500 lbs	4
27	EE44113	Hammerlok coupling link, painted red, 5/16"	2
28	EE43513	Transport chain, 3/8" x 42" Lg.	2
29	EE34225	Clevis hook w/latch, 3/8", GR-70, 3/8"	2
30	EE43518	Swivel jack, 5,000 lbs, TW/15" tube mount crown screw	1
31	-	Coupler Warning decal (See WARNING DECAL note below)	1
32	EE45341	Overload/Operator Warning decal	1
33	-	Vin Tag/Tire placard (consult factory)	1
34	EE36264	3" Pintle eye coupler, 20,000 lbs (optional)	1
35	EE43253	2 5/16" Ball coupler, 14,000 lbs (optional)	1

REMARKS:

WARNING DECAL - For electric brakes w/Pintle eye coupler, use P/N EE43974; for electric brakes w/Ball coupler, use P/N EE43975

Red/White Conspicuity tape is required on full width and both sides of the trailer, available in 150 ft roll, P/N EE44148. See page 58-59 for 12 in. 8-lug hub assembly; see page 68-69 for 12 in. electric brake assembly.

TRLR150XFH TANDEM AXLE TRAILER - HYDRAULIC BRAKES

<u>NO.</u>	<u>PART NO.</u>	<u>DESCRIPTION</u>	<u>QTY.</u>
1	EE43064	TRLR150XF Frame Assembly, powder coated black	1
2	EE36022	Fuel tank assembly, 200 gal	1
3	EE43634	Hydraulic actuator, 12,500 lbs, primed adjustable channel	1
4	EE43524	Cap screw, hex head, grade 8, 5/8"-18, 2" Lg.	6
5	EE43528	Hex nut, nylon-insert locknut, grade 8, 5/8"-18	6
6	EE43606	Flat washer, zinc plated 5/8"	16
7	EE43637	Spring suspension axle, 6,000 lbs, 58" S.C. hydraulic brakes	2
8	EE44337	Spring mounting kit, includes spring shackles, ctr rocker, hardware	1
9	EE44418	Cap screw, hex head, grade 8, 5/8"-11, 5" Lg.	2
10	EE44419	Hex nut, nylon-insert locknut, grade 8, 5/8"-11	8
11	EE43627	Combination light w/red stop & turn, side reflector, curb side	1
12	EE44162	Combination light w/red stop & turn, side reflector, street side	1
13	EE43904	Clearance/side marker, amber w/reflex 2 3/4"	2
14	EE44164	Clearance/side marker light, amber, 2 1/2"	2
15	EE44165	Clearance/side marker light, red, 2 1/2"	2
16	EE34265	Side marker bracket grommet	4
17	EE44168	Side marker lamp wiring plug	4
18	EE43629	Light bar, 3 red lamps	1
19	EE43536	License light	1
20	EE40143	Fenders w/ slots; powder coated black, rounded type	2
21	EE43527	Cap screw, hex head, grade 8, 3/8"-16, 1" Lg.	8
22	EE43530	Flat washer, 3/8"	16
23	EE43529	Self-locking nut, zinc plated, 3/8"-16	8
24	EE16942	Vented gas cap, female 3" NPT	1
25	EE37234	Fuel tank fill pipe 3" dia., 26" Lg.	1
26	EE44402	Double-tap busing 1"x1/2", cast iron	1
27	EE44331	Fuel suction tube, iron pipe nipple, 1/2" x 7 1/2" Lg.	1
28	EE44041	Fuel gauge, 8" tank depth	1
29	EE44113	Hammerlok coupling link, painted red, 5/16"	2
30	EE43513	Transport chain, 3/8" x 42" Lg.	2
31	EE34225	Clevis hook w/latch, 3/8", GR-70, 3/8"	2
32	EE43518	Swivel Jack, 5,000 lbs, TW/15" tube mount crown screw	1
33	EE47313	Tire/Wheel assembly, ST235/80R16 LR"E", 8-lug; 3,500 lbs	4
34	-	Coupler Warning decal, (See WARNING DECAL note below)	1
35	EE45341	Overload/Operator Warning decal	1
36	-	Vin Tag/Tire Placard (consult factory)	1
37	EE36264	3" Pintle eye coupler, 20,000 lbs (optional)	1
38	EE50092	Hydraulic brake line hose, 18 7/8", actuator to hose bracket	1
39	EE43921	Wire harness, hydraulic brakes	1
-	EE43636	Hydraulic brake line kit (not shown), includes lines, hoses, hardware	1
40	EE43253	2 5/16" Ball coupler, 14,000 lbs (optional)	1

REMARKS:

WARNING DECAL - For hydraulic brakes w/Pintle eye coupler, use P/N EE43973;

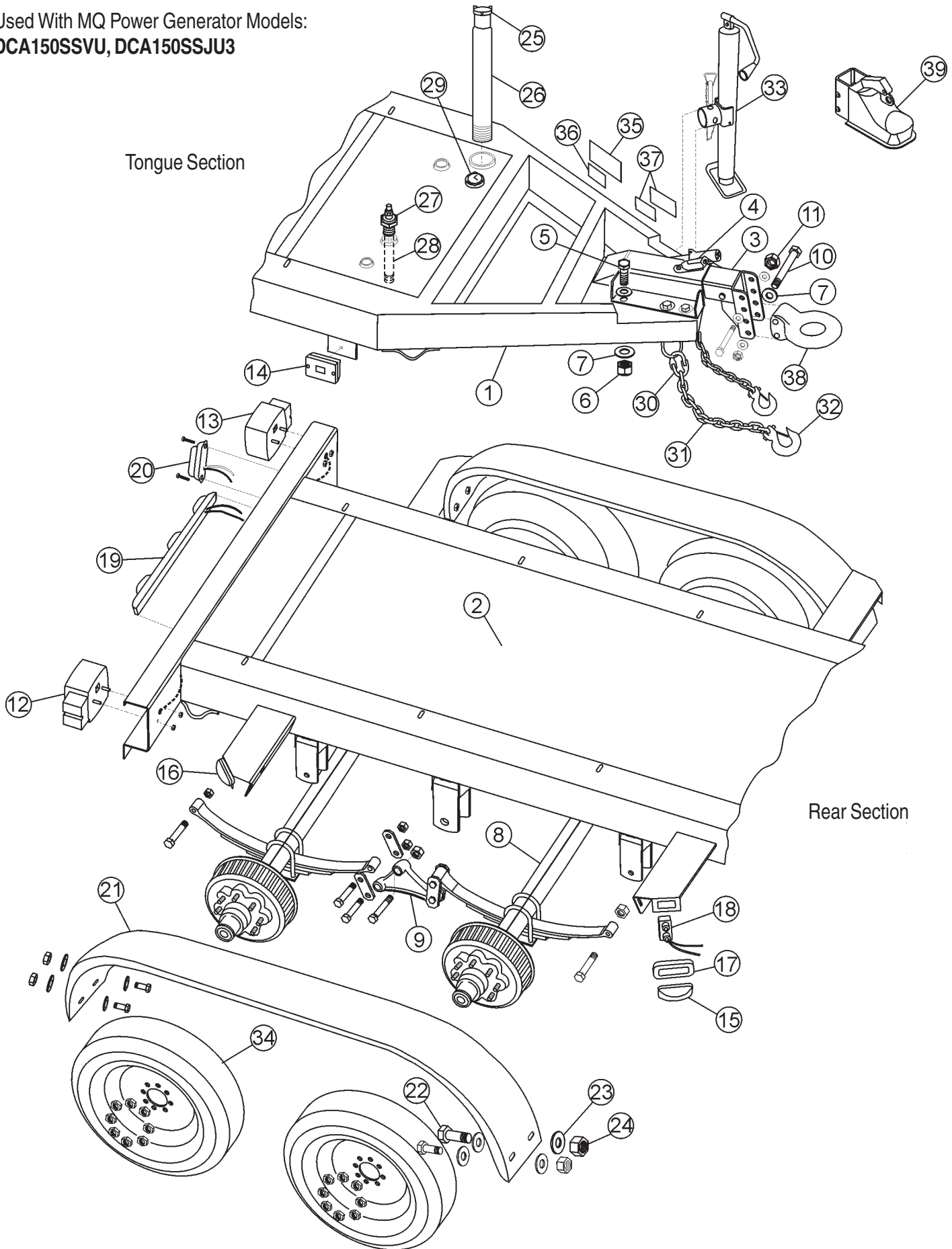
for hydraulic brakes w/Ball coupler, use P/N EE43976

Red/White Conspicuity tape is required on full width and both sides of the trailer, available in 150 ft roll, P/N EE44148.

See page 58-59 for 12 in. 8-lug hub assembly; see page 66-67 for 12 in. hydraulic brake assembly.

TRLR150XFE TANDEM AXLE TRAILER - ELECTRIC BRAKES

Used With MQ Power Generator Models:
DCA150SSVU, DCA150SSJU3



Tongue Section

Rear Section

TRLR150XFE TANDEM AXLE TRAILER - ELECTRIC BRAKES

<u>NO.</u>	<u>PART NO.</u>	<u>DESCRIPTION</u>	<u>QTY.</u>
1	EE43064	TRLR150XF Frame Assembly, powder coated black	1
2	EE36022	Fuel tank assembly, 200 gal	1
3	EE43542	Electric brake adapter, primed adjustable channel	1
4	EE43519	Electric breakaway switch, 12 VDC	1
5	EE43524	Cap screw, hex head, grade 8, 5/8"-18 , 2" Lg.	6
6	EE43528	Hex nut, nylon-insert locknut, grade 8, 5/8"-18	6
7	EE43606	Flat washer, zinc plated 5/8"	16
8	EE43594	Spring suspension axle, 6,000 lbs, 58" S.C. electric brakes	2
9	EE44337	Spring mounting kit, includes spring shackles, ctr rocker, hardware	1
10	EE44418	Cap screw, hex head, grade 8, 5/8"-11, 5" Lg.	2
11	EE44419	Hex nut, nylon-insert locknut, grade 8, 5/8"-11	8
12	EE43627	Combination light w/red stop & turn, side reflector, curb side	1
13	EE44162	Combination light w/red stop & turn, side reflector, street side	1
14	EE43904	Clearance/side marker, amber w/reflex 2 3/4"	2
15	EE44164	Clearance/side marker light, amber, 2 1/2"	2
16	EE44165	Clearance/side marker light, red, 2 1/2"	2
17	EE34265	Side marker bracket grommet	4
18	EE44168	Side marker lamp wiring plug	4
19	EE43629	Light bar, 3 red lamps	1
20	EE43536	License light	1
21	EE40143	Fenders w/ slots; powder coated black, rounded type	2
22	EE43527	Cap screw, hex head, grade 8, 3/8"-16, 1" Lg.	8
23	EE43530	Flat washer, 3/8"	16
24	EE43529	Self-locking nut, zinc plated, 3/8"-16	8
25	EE16942	Vented gas cap, female 3" NPT	1
26	EE37234	Fuel tank fill pipe 3" dia., 26" Lg.	1
27	EE44402	Double-tap busing 1"x1/2", cast Iron	1
28	EE44331	Fuel suction tube, iron pipe nipple, 1/2" x 7 1/2" Lg.	1
29	EE44041	Fuel gauge, 8" tank depth	1
30	EE44113	Hammerlok coupling link, painted red, 5/16"	2
31	EE43513	Transport chain, 3/8" x 42" Lg.	2
32	EE34225	Clevis hook w/latch, 3/8", GR-70, 3/8"	2
33	EE43518	Swivel jack, 5,000 lbs, TW/15" tube mount crown screw	1
34	EE47313	Tire/Wheel assembly, ST235/80R16 L/R"E", 8-lug; 3,500 lbs	4
35	-	Coupler Warning decal (See WARNING DECAL note below)	1
36	EE45341	Overload/Operator Warning decal	1
37	-	Vin Tag/Tire Placard (consult factory)	1
38	EE36264	3" Pintle eye coupler, 20,000 lbs (optional)	1
-	EE44318	Wire harness, electric brakes (not shown)	1
39	EE43253	2 5/16" Ball coupler, 14,000 lbs (optional)	1

REMARKS:

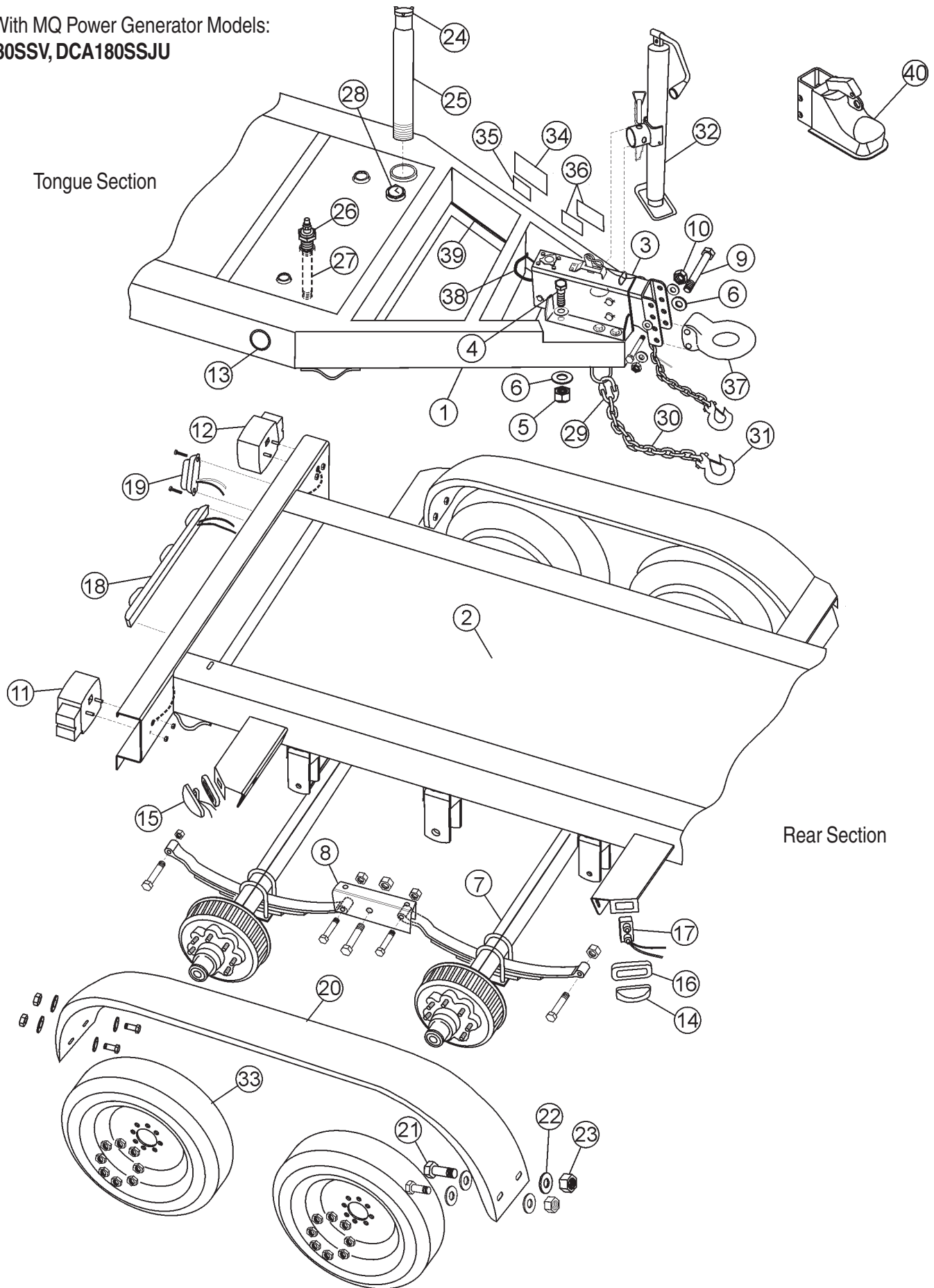
WARNING DECAL - For electric brakes w/Pintle eye coupler, use P/N EE43974; for electric brakes w/Ball coupler, use P/N EE43975

Red/White Conspicuity tape is required on full width and both sides of the trailer, available in 150 ft roll, P/N EE44148.

See page 58-59 for 12 in. 8-lug hub assembly; see page 68-69 for 12 in. electric brake assembly.

TRLR180XFH TANDEM AXLE TRAILER - HYDRAULIC BRAKES

Used With MQ Power Generator Models:
DCA180SSV, DCA180SSJU



TRLR180XFH TANDEM AXLE TRAILER - HYDRAULIC BRAKES

<u>NO.</u>	<u>PART NO.</u>	<u>DESCRIPTION</u>	<u>QTY.</u>
1	EE46154	TRLR180XF Frame Assembly, powder coated black	1
2	EE44046	Fuel tank assembly, 210 gal.	1
3	EE43634	Hydraulic actuator, 12,500 lbs, primed adjustable channel	1
4	EE43524	Cap screw, hex head, grade 8, 5/8"-18 , 2" Lg.	6
5	EE43528	Hex nut, nylon-insert locknut, grade 8, 5/8"-18	6
6	EE43606	Flat washer, zinc plated 5/8"	16
7	EE46152	Spring suspension axle, 7,000 lbs, 60" S.C. hydraulic brakes	2
8	EE44387	Spring mounting kit, includes spring shackles, ctr rocker, hardware	1
9	EE44418	Cap screw, hex head, grade 8, 5/8"-11, 5" Lg.	2
10	EE44419	Hex nut, nylon-insert locknut, grade 8, 5/8"-11	8
11	EE43627	Combination light w/red stop & turn, side reflector, curb side	1
12	EE44162	Combination light w/red stop & turn, side reflector, street side	1
13	EE43535	Clearance/side marker, amber, round w/reflex, 2 3/4"	2
14	EE44164	Clearance/side marker light, amber, 2 1/2"	2
15	EE44165	Clearance/side marker light, red, 2 1/2"	2
16	EE34265	Side marker bracket grommet	4
17	EE44168	Side marker lamp wiring plug	4
18	EE43629	Light bar, 3 red lamps	1
19	EE43536	License light	1
20	EE40143	Fenders w/slots; powder coated black, rounded type	2
21	EE43527	Cap screw, hex head, grade 8, 3/8"-16, 1" Lg.	8
22	EE43530	Flat washer, 3/8"	16
23	EE43529	Self-locking nut, zinc plated, 3/8"-16	8
24	EE16942	Vented gas cap, female 3" NPT	1
25	EE47030	Fuel tank fill pipe 3" dia., 30" Lg.	1
26	EE44402	Double-tap busing 1" x 1/2", cast iron	1
27	EE44331	Fuel suction tube, iron pipe nipple, 1/2" x 7 1/2" Lg.	1
28	EE44041	Fuel gauge, 8" tank depth	1
29	EE44113	Hammerlok coupling link, painted red, 5/16"	2
30	EE43513	Transport chain, 3/8" x 42" Lg.	2
31	EE34225	Clevis hook w/latch, 3/8", GR-70, 3/8"	2
32	EE43518	Swivel jack, 5,000 lbs, TW/15" tube mount crown screw	1
33	EE47313	Tire/Wheel assembly, ST235/80R16 L/R "E", 8-lug; 3,540 lbs	4
34	-	Coupler Warning decal (see WARNING DECAL note below)	1
35	EE43981	Overload/Operator Warning decal	1
36	-	Vin Tag/Tire Placard (consult factory)	1
37	EE36264	3" Pintle Eye Coupler, 20,000 lbs (optional)	1
38	EE50092	Hydraulic brake hose, 18 7/8", actuator to hose bracket	1
39	EE43921	Wire harness, hydraulic brakes	1
40	EE43253	2 5/16" Ball coupler, 14,000 lbs	1
-	EE43636	Hydraulic brake line kit (not shown), includes-lines, hoses, hardware	1

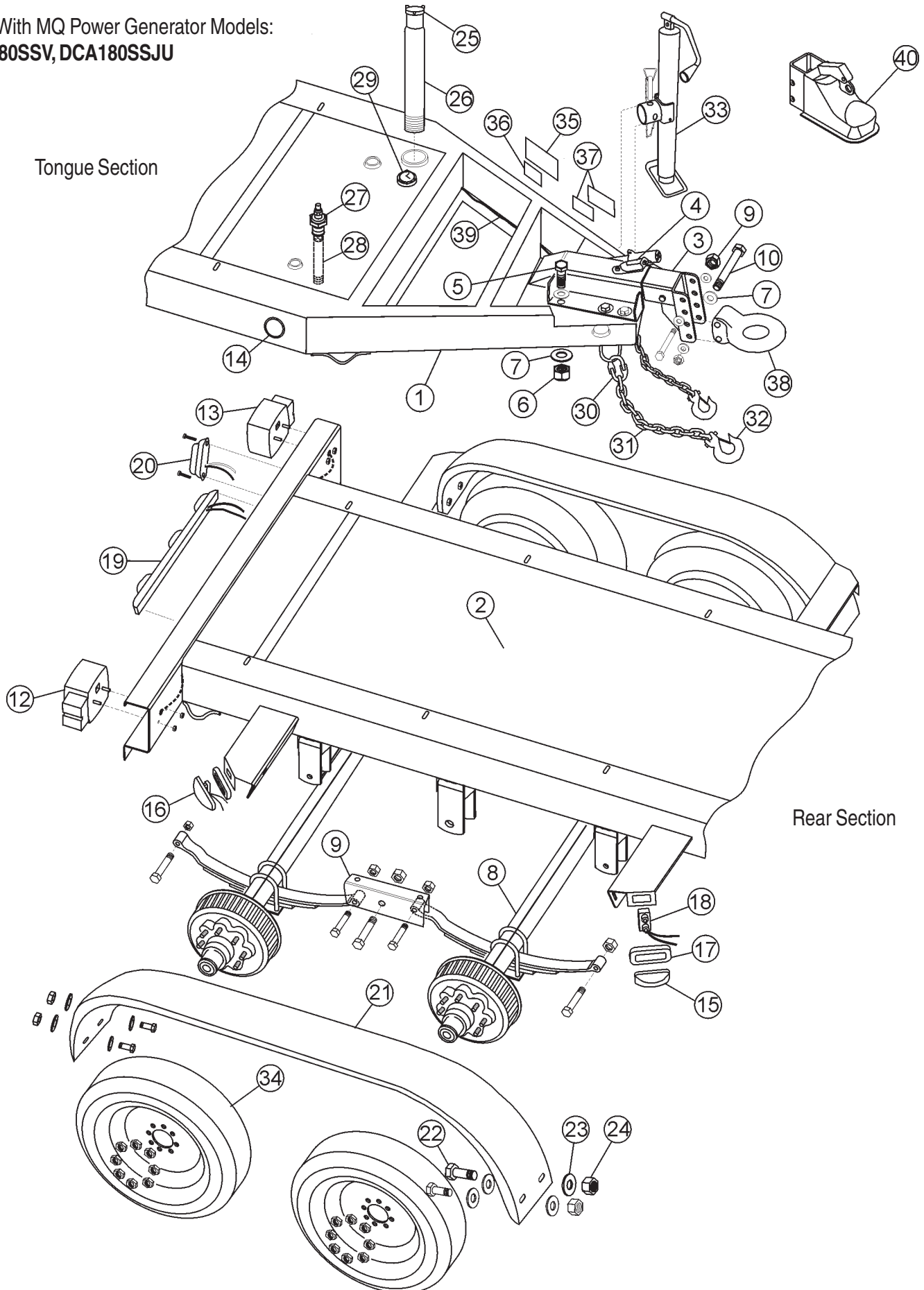
REMARKS:

WARNING DECAL - For hydraulic brakes w/Pintle eye coupler, use P/N EE43973; for hydraulic brakes w/Ball coupler, use P/N EE43976

Red/White Conspicuity tape is required on full width and both sides of the trailer, available in 150 ft roll, P/N EE44148. See page 58-59 for 12 in. 8-lug hub assembly; see page 66-67 for 12 in. hydraulic brake assembly.

TRLR180XFE TANDEM AXLE TRAILER - ELECTRIC BRAKES

Used With MQ Power Generator Models:
DCA180SSV, DCA180SSJU



TRLR180XFE TANDEM AXLE TRAILER - ELECTRIC BRAKES

<u>NO.</u>	<u>PART NO.</u>	<u>DESCRIPTION</u>	<u>QTY.</u>
1	EE46154	TRLR180XF Frame Assembly, powder coated black	1
2	EE44046	Fuel tank assembly, 210 gal.	1
3	EE43542	Electric brake adapter, primed adjustable channel	1
4	EE43519	Electric breakaway switch, 12VDC	1
5	EE43524	Cap screw, hex head, grade 8, 5/8"-18 , 2" Lg.	6
6	EE43528	Hex nut, nylon-insert locknut, grade 8, 5/8"-18	6
7	EE43606	Flat washer, zinc plated 5/8"	16
8	EE46153	Spring suspension axle, 7,000 lbs,60" SC, electric brakes	2
9	EE44387	Spring mounting kit, includes spring shackles, ctr rocker, hardware	1
10	EE44418	Cap screw, hex head, grade 8, 5/8"-11, 5" Lg.	2
11	EE44419	Hex nut, nylon-insert locknut, grade 8, 5/8"-11	8
12	EE43627	Combination light w/red stop & turn, side reflector, curb side	1
13	EE44162	Combination light w/red stop & turn, side reflector, street side	1
14	EE43535	Clearance/side marker, amber, round w/reflex 2 3/4"	2
15	EE44164	Clearance/side marker light, amber, 2 1/2"	2
16	EE44165	Clearance/side marker light, red, 2 1/2"	2
17	EE34265	Side marker bracket grommet	4
18	EE44168	Side marker lamp wiring plug	4
19	EE43629	Light bar, 3 red lamps	1
20	EE43536	License light	1
21	EE40143	Fenders w/ slots; powder coated black, rounded type	2
22	EE43527	Cap screw, hex head, grade 8, 3/8"-16, 1" Lg.	8
23	EE43530	Flat washer, 3/8"	16
24	EE43529	Self-locking nut, zinc plated, 3/8"-16	8
25	EE16942	Vented gas cap, female 3" NPT	1
26	EE47030	Fuel tank fill pipe 3" dia., 30" Lg.	1
27	EE44402	Double-tap busing 1"x1/2", cast iron	1
28	EE44331	Fuel suction tube, iron pipe nipple, 1/2" x 7 1/2" Lg.	1
29	EE44041	Fuel gauge, 8" tank depth	1
30	EE44113	Hammerlok coupling link, painted red, 5/16"	2
31	EE43513	Transport chain, 3/8" x 42" Lg.	2
32	EE34225	Clevis hook w/latch, 3/8", GR-70, 3/8"	2
33	EE43518	Swivel jack, 5,000 lbs,TW/15" tube mount crown screw	1
34	EE47313	Tire/Wheel assembly, ST235/80R16 L/R"E", 8-lug; 3,540 lbs	4
35	-	Coupler Warning decal (See WARNING DECAL note below)	1
36	EE45341	Overload/Operator Warning decal	1
37	-	Vin Tag/Tire Placard (consult factory)	1
38	EE36264	3" Pintle Eye Coupler, 20,000 lbs (optional)	1
39	EE44318	Wire harness, electric brakes	1
40	EE43253	2 5/16" Ball coupler, 14,000 lbs (optional)	1

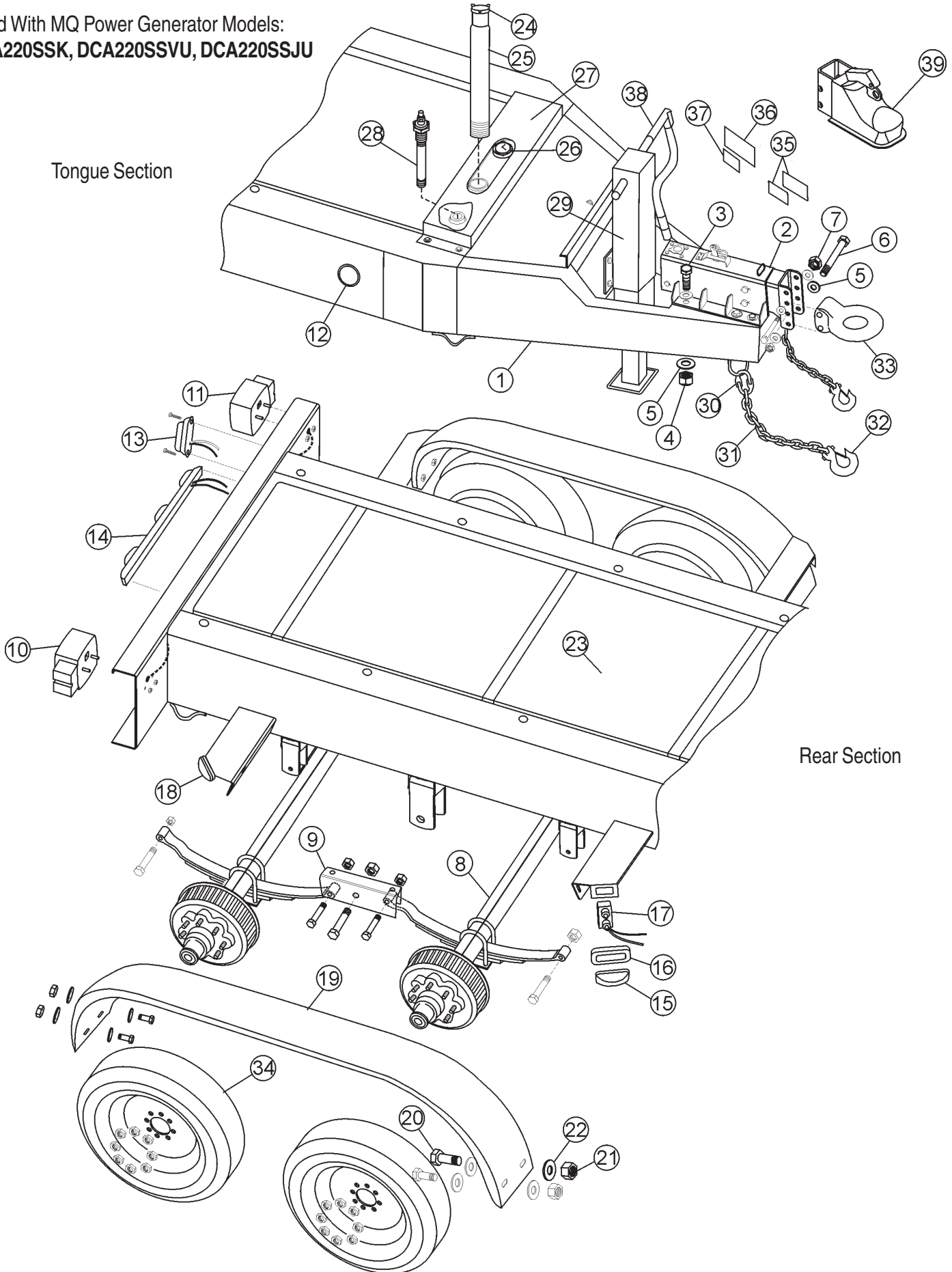
REMARKS:

WARNING DECAL - For electric brakes w/Pintle eye coupler, use P/N EE43974; for electric brakes w/Ball coupler, use P/N EE43975

Red/White Conspicuity tape is required on full width and both sides of the trailer, available in 150 ft roll, P/N EE44148. See page 58-59 for 12 in. 8-lug hub assembly; see page 68-69 for 12 in. electric brake assembly.

TRLR220XFH TANDEM AXLE TRAILER - HYDRAULIC BRAKES

Used With MQ Power Generator Models:
DCA220SSK, DCA220SSVU, DCA220SSJU



TRLR220XFHTANDEM AXLE TRAILER - HYDRAULIC BRAKES

<u>NO.</u>	<u>PART NO.</u>	<u>DESCRIPTION</u>	<u>QTY.</u>
1	EE46177	TRLR220XF Frame Assembly, powder coated black	1
2	EE45968	Hydraulic actuator, 20,000 lbs, adjustable channel	1
3	EE43524	Cap screw, hex head, grade 8, 5/8"-18 , 2"	6
4	EE43528	Hex nut, nylon-insert locknut, grade 8, 5/8"-18	6
5	EE43606	Flat washer, zinc plated 5/8"	12
6	EE44418	Cap screw, hex head, grade 8, 5/8"-11, 5" Lg.	2
7	EE44419	Hex nut, nylon-insert locknut, grade 8, 5/8"-11	2
8	EE46175	Axle, spring suspension, 7,000 lbs - hydraulic brakes	2
9	EE44387	Spring mounting kit, includes spring shackles, ctr rocker, hardware	1
10	EE43627	Combination light w/red stop & turn, curb side	1
11	EE44162	Combination light w/red stop & turn, street side	1
12	EE43535	Clearance/side marker w/reflector, amber, 2 1/2"	2
13	EE43536	License light	1
14	EE43629	Light bar, 3 red lamps	1
15	EE44164	Clearance/side marker light, amber, 2 1/2"	2
16	EE34265	Side marker bracket grommet	4
17	EE44168	Side marker lamp wiring plug	4
18	EE44165	Clearance/side marker light, red, 2 1/2"	2
19	EE40143	Fender with slots, powder coated black, rounded type	2
20	EE43527	Cap screw, hex head, grade 8, 3/8"-16, 1" Lg.	8
21	EE43529	Hex nut, nylon-insert locknut, grade 8, 3/8"-16	8
22	EE43530	Washer, flat 3/8", zinc plated	16
23	EE44047	Fuel tank assembly, 300 gallon	1
24	EE16942	Vented gas cap, female 3" NPT	1
25	EE47030	Fuel tank fill pipe 3" dia., 30" Lg., painted black	1
26	EE46218	Fuel gauge, mechanical, 12" depth	1
27	EE47199	Fuel tank, front cover	1
28	EE46344	Fuel suction tube, iron pipe nipple, 1/2" x 7 1/2" Lg.	1
29	EE46772	Dropleg Jack, heavy duty, 12,000 lbs, 26" travel	1
30	EE44113	Hammerlok coupling link, painted red	2
31	EE43513	Transport chain, 3/8" x 42" Lg.	2
32	EE34225	Clevis hook w/latch, 3/8", GR-70	2
33	EE36264	3" Pintle Eye Coupler, 20,000 (optional)	1
34	EE47313	Tire/Wheel assembly, ST235/80R16 "E", 8-lug; 3,540 lbs	4
35	-	Vin Tag/Tire Placard (consult factory)	1
36	-	Coupler Warning decal (see WARNING DECAL note below)	1
37	EE43981	Overload/Operator Warning decal	1
38	EE46771	Extension shaft, 12" Lg.	1
39	EE43253	2 5/16" Ball coupler, 14,000 lbs (optional)	1
-	EE46216	Hydraulic brake line kit (not shown), includes lines, hoses, hardware	1
-	EE50092	Hydraulic brake hose (not shown), 18 7/8" actuator to bracket	1
-	EE46217	Wire harness, hydraulic brakes (not shown)	1

REMARKS:

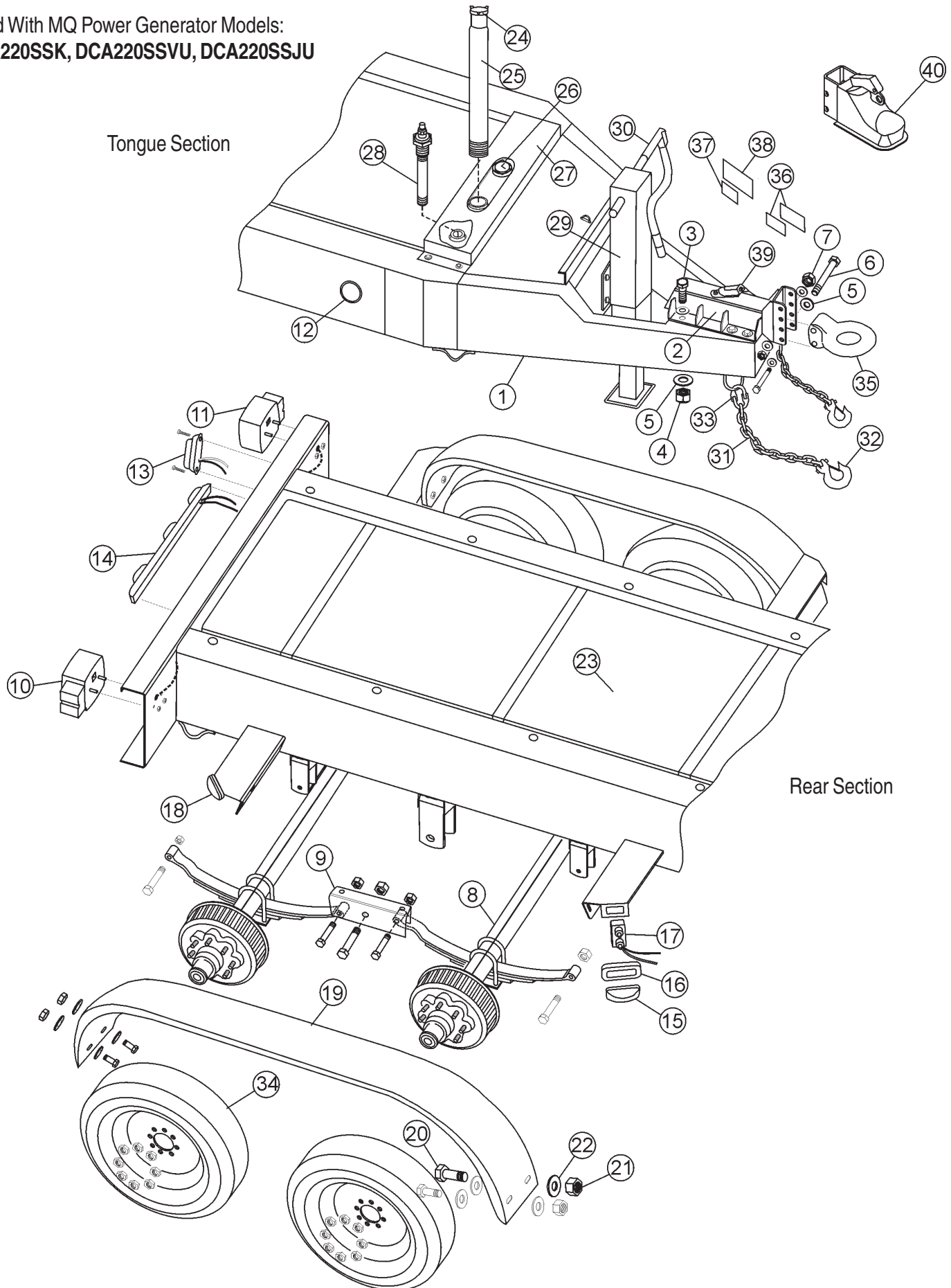
WARNING DECAL - For hydraulic brakes w/Pintle eye coupler, use P/N EE43973; for hydraulic brakes w/Ball coupler, use P/N EE43976

Red/White Conspicuity tape is required on full width and both sides of the trailer, available in 150 ft roll P/N EE44148.

See page 58-59 for 12 in. 8-lug hub assembly; see page 66-67 for 12 in. hydraulic brake assembly.

TRLR220XFE TANDEM AXLE TRAILER - ELECTRIC BRAKES

Used With MQ Power Generator Models:
DCA220SSK, DCA220SSVU, DCA220SSJU



TRLR220XFE TANDEM AXLE TRAILER - ELECTRIC BRAKES

<u>NO.</u>	<u>PART NO.</u>	<u>DESCRIPTION</u>	<u>QTY.</u>
1	EE46177	TRLR220XF Frame Assembly, powder coated black	1
2	EE46238	Electric brake adapter, adjustable channel	1
3	EE43524	Cap screw, hex head, grade 8, 5/8"-18 , 2"	6
4	EE43528	Hex nut, nylon-insert locknut, grade 8, 5/8"-18	6
5	EE43606	Flat washer, zinc plated 5/8"	12
6	EE44418	Cap screw, hex head, grade 8, 5/8"-11, 5" Lg.	2
7	EE44419	Hex nut, nylon-insert locknut, grade 8, 5/8"-11	2
8	EE46176	Axle, spring suspension, 7,000 lbs - electric brakes	2
9	EE44387	Spring mounting kit, includes spring shackles, ctr rocker, hardware	1
10	EE43627	Combination light w/red stop & turn, curb side	1
11	EE44162	Combination light w/red stop & turn, street side	1
12	EE43535	Clearance/side marker w/reflector, amber, 2 1/2"	2
13	EE43536	License light	1
14	EE43629	Light bar, 3 red lamps	1
15	EE44164	Clearance/side marker light, amber, 2 1/2"	2
16	EE34265	Side marker bracket grommet	4
17	EE44168	Side marker lamp wiring plug	4
18	EE44165	Clearance/side marker light, red, 2 1/2"	2
19	EE40143	Fender with slots, powder coated black, rounded type	2
20	EE43527	Cap screw, hex head, grade 8, 3/8"-16, 1" Lg.	8
21	EE43529	Hex nut, nylon-insert locknut, grade 8, 3/8"-16	8
22	EE43530	Washer, flat 3/8", zinc plated	16
23	EE44047	Fuel tank assembly, 300 gallon	1
24	EE16942	Vented gas cap, female 3" NPT	1
25	EE47030	Fuel tank fill pipe 3"dia., 30" Lg., painted black	1
26	EE46218	Fuel gauge, mechanical, 12" depth	1
27	EE47199	Fuel tank, front cover	1
28	EE46344	Fuel suction tube, iron pipe nipple, 1/2" x 7 1/2" Lg.	1
29	EE46772	Dropleg Jack, heavy duty, 12,000 lbs, 26" travel	1
30	EE46771	Extension shaft, 12" Lg.	1
31	EE34225	Clevis hook w/latch, 3/8", GR-70	2
32	EE43513	Transport chain, 3/8" x 42" Lg.	2
33	EE44113	Hammerlok coupling link, painted red	2
34	EE47313	Tire/Wheel assembly, ST235/80R16"E", 8-lug; 3,540 lbs	4
35	EE36264	3" Pintle eye coupler, 20,000 (optional)	1
36	-	Vin Tag/Tire Placard (consult factory)	1
37	EE43981	Overload/Operator Warning decal	1
38	-	Coupler Warning decal (see WARNING DECAL note below)	1
39	EE43519	Electric breakaway switch, 12VDC	1
40	EE43253	2 5/16" Ball coupler, 14,000 lbs (optional)	1
-	EE46239	Wire harness, electric brakes (not shown)	1

REMARKS:

WARNING DECAL - For electric brakes w/Pintle eye coupler, use P/N EE43974; for electric brakes w/Ball coupler, use P/N EE43975.

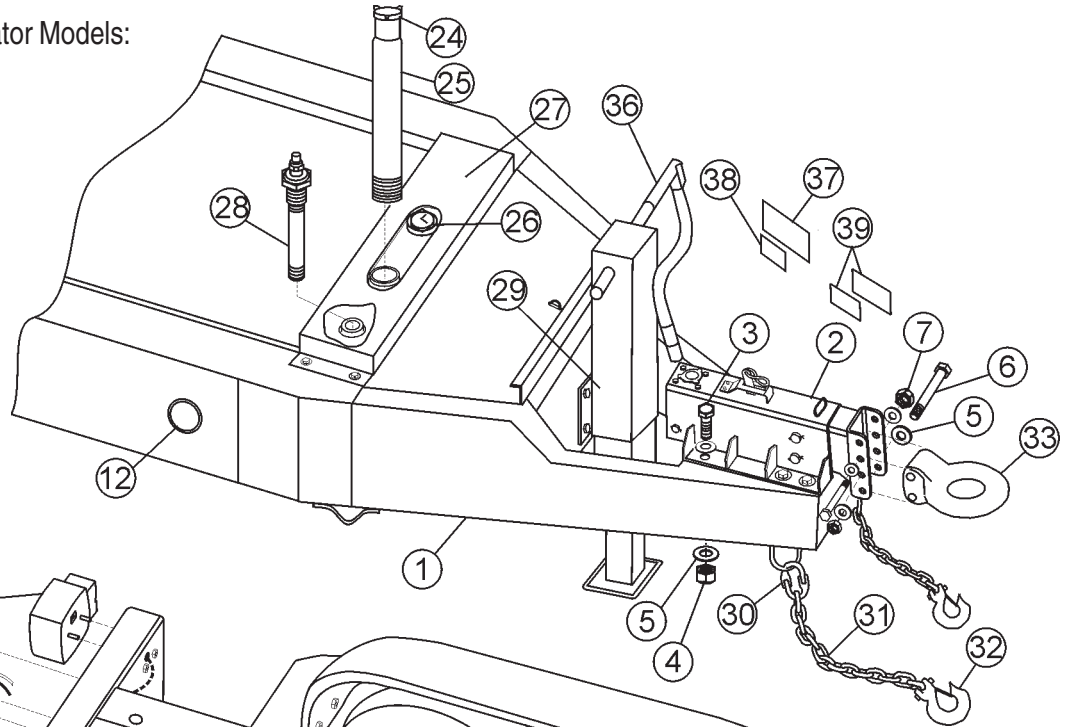
Red/White Conspicuity tape is required on full width and both sides of the trailer, available in 150 ft roll P/N EE44148.

See page 58-59 for 12 in. 8-lug hub assembly; see page 68-69 for 12 in. electric brake assembly.

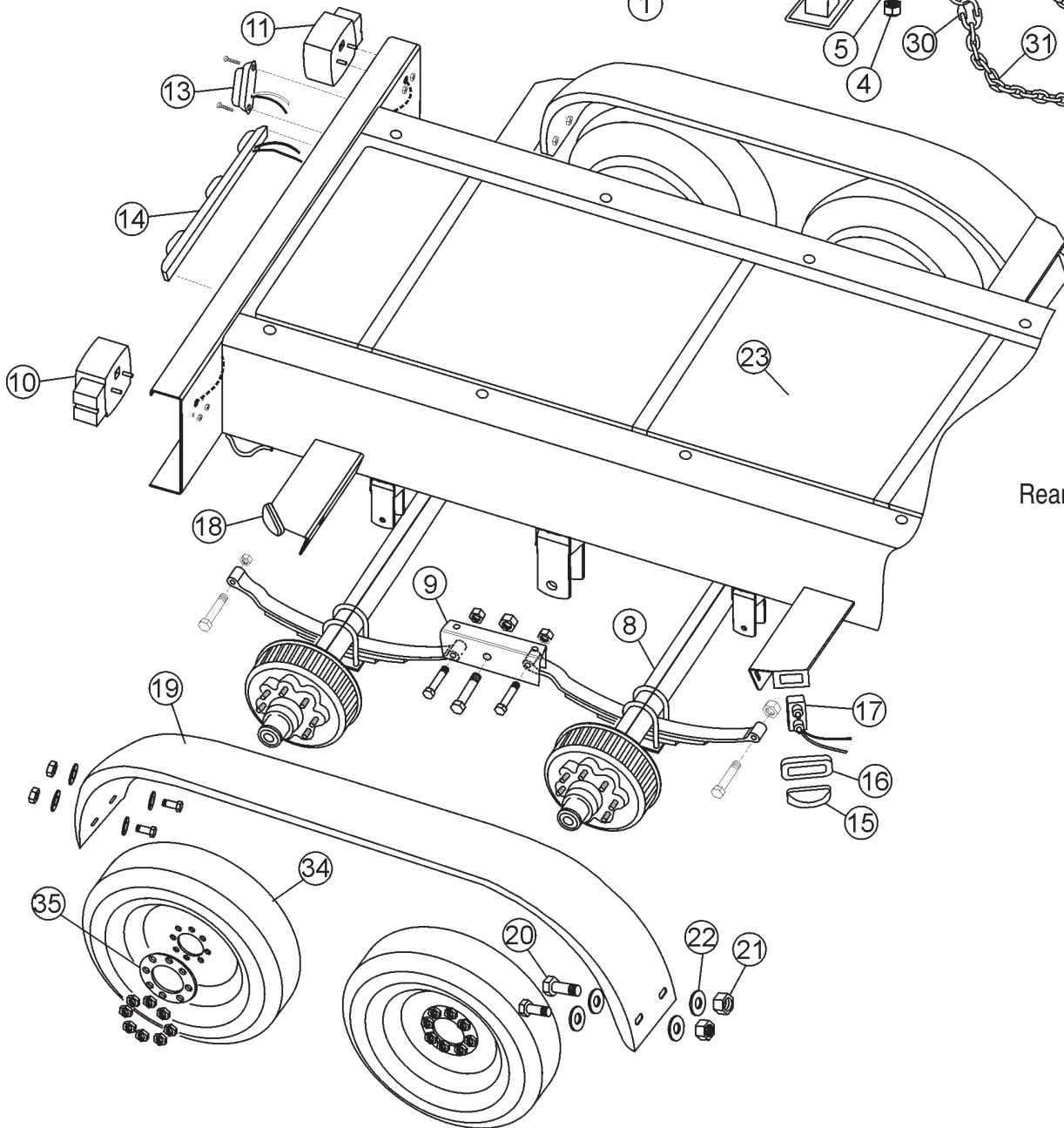
TRLR300XFH TANDEM AXLE TRAILER - HYDRAULIC BRAKES

Used With MQ Power Generator Models:
DCA300SSK

Tongue Section



Rear Section



TRLR300XFH TANDEM AXLE TRAILER - HYDRAULIC BRAKES

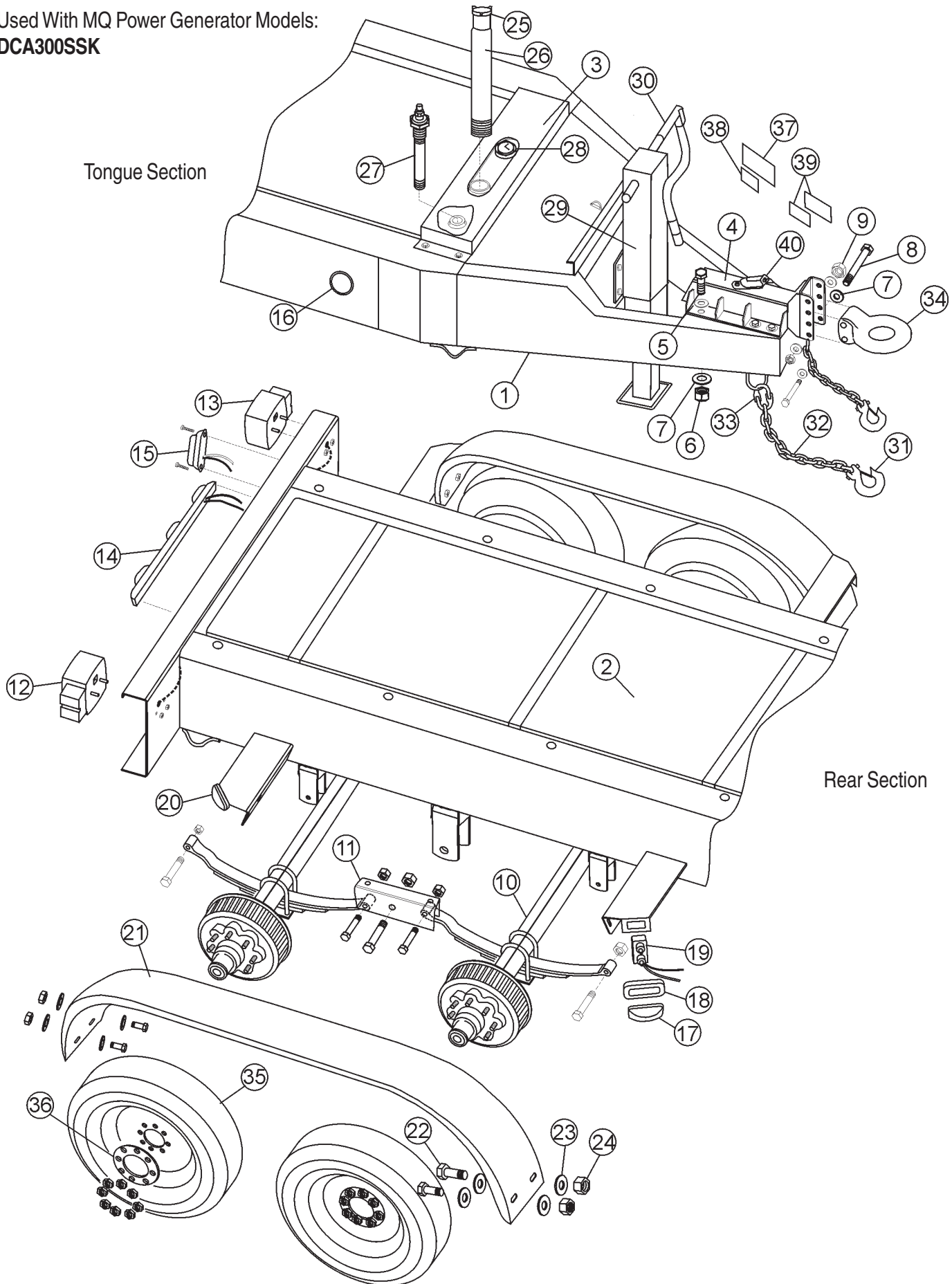
<u>NO.</u>	<u>PART NO.</u>	<u>DESCRIPTION</u>	<u>QTY.</u>
1	EE44044	TRLR300XF Frame, powder coated black (see remarks)	1
2	EE45968	Hydraulic actuator, 20,000 lbs, primed adjustable channel	1
3	EE43524	Cap screw, hex head, grade 8, 5/8"-18 , 2"	6
4	EE43528	Hex nut, nylon-insert locknut, grade 8, 5/8"-18	6
5	EE43606	Flat washer, zinc plated 5/8"	12
6	EE44418	Cap screw, hex head, grade 8, 5/8"-11, 5" Lg.	2
7	EE44419	Hex nut, nylon-insert locknut, grade 8, 5/8"-11	2
8	EE47556	Axle, spring suspension, 10,000 lbs - hydraulic brakes	2
9	EE47547	Spring mounting kit, includes spring shackles, ctr rocker, hardware	1
10	EE43627	Combination light w/red stop & turn, curb side	1
11	EE44162	Combination light w/red stop & turn, street side	1
12	EE43535	Clearance/side marker w/reflector, amber, 2 1/2"	2
13	EE43536	License light	1
14	EE43629	Light bar, 3 red lamps	1
15	EE44164	Clearance/side marker light, amber, 2 1/2"	2
16	EE34265	Side marker bracket grommet	4
17	EE44168	Side marker lamp wiring plug	4
18	EE44165	Clearance/side marker light, red, 2 1/2"	2
19	EE40143	Fender with slots, powder coated black, rounded type	2
20	EE43527	Cap screw, hex head, grade 8, 3/8"-16, 1" Lg.	8
21	EE43529	Hex nut, nylon-insert locknut, grade 8, 3/8"-16	8
22	EE43530	Washer, flat 3/8", zinc plated	16
23	EE44047	Fuel tank assembly, 300 gallon	1
24	EE16942	Vented gas cap, female 3" NPT	1
25	EE47692	Fuel tank fill pipe 3" dia., 33" Lg, painted black	1
26	EE46218	Fuel gauge, spiral type, 12" depth	1
27	EE47550	Fuel tank, front cover	1
28	EE46344	Fuel suction tube, iron pipe nipple, 1/2" x 7 1/2" Lg.	1
29	EE46772	Dropleg Jack assy., heavy duty, 12,000 lbs, 26" travel	1
30	EE46511	Hammerlok coupling link, 3/8" forged	2
31	EE46512	Transport chain, 1/2" x 42" Lg.	2
32	EE46509	Slip hook w/latch, 1/2", GR-70	2
33	EE36264	3" Pintle Eye coupler, 20,000	1
34	EE47028	Tire/Wheel assembly, 235/75R17.5 L/R"J", 8-lug; 6,005 lbs	4
35	EE48484	Torsion ring, 8 holes	4
36	EE46771	Extension shaft, 12" Lg.	1
37	EE43973	Coupler Warning decal, (hydraulic brakes w/Pintle eye coupler)	1
38	EE43981	Overload/Operator Warning decal	1
39	-	Vin Tag/Tire Placard (consult factory)	1
-	EE48488	Hydraulic brakeline kit (not shown)	1
-	EE47259	Wire harness, hydraulic brakes (not shown)	1
-	EE50092	Hydraulic brake hose (not shown), 18 7/8", actuator to bracket	1

REMARKS:

Complete Frame assembly, includes- frame, axle, mounting kit, fuel tank and cover, P/N EE47265
 Red/White Conspicuity tape is required on full width and both sides of the trailer, available in 150 ft roll, P/N EE44148.
 See page 58-59 for 12 in. 8-lug hub assembly; see page 66-67 for 12 in. hydraulic brake assembly..
 May require Snap Bushing, P/N EE46345 (See page 70 for illustration).

TRLR300XFE TANDEM AXLE TRAILER - ELECTRIC BRAKES

Used With MQ Power Generator Models:
DCA300SSK



Tongue Section

Rear Section

TRLR300XFE TANDEM AXLE TRAILER - ELECTRIC BRAKES

<u>NO.</u>	<u>PART NO.</u>	<u>DESCRIPTION</u>	<u>QTY.</u>
1	EE44044	TRLR300XF Frame, powder coated black (see remarks)	1
2	EE44047	Fuel tank assembly, 300 gallon	1
3	EE47550	Fuel tank cover	1
4	EE46238	Electric brake adapter, adjustable channel	1
5	EE43524	Cap Screw, hex head, grade 8, 5/8"-18 , 2" Lg.	6
6	EE43528	Hex nut, nylon-insert locknut, grade 8, 5/8"-18	6
7	EE43606	Flat washer, zinc plated 5/8"	12
8	EE44418	Cap screw, hex head, grade 8, 5/8"-11, 5" Lg.	2
9	EE44419	Hex nut, nylon-insert locknut, grade 8, 5/8"-11	2
10	EE47557	Axle, spring suspension, 10,000 lbs - electric brakes	2
11	EE47547	Spring mounting kit, includes spring shackles, ctr rocker, hardware	1
12	EE43627	Combination light w/red stop & turn, curb side	1
13	EE44162	Combination light w/red stop & turn, street side	1
14	EE43629	Light bar, 3 red lamps	1
15	EE43536	License light	1
16	EE43535	Clearance/side marker w/reflector, amber, 2 1/2"	2
17	EE44164	Clearance/side marker light, amber, 2 1/2"	2
18	EE34265	Side marker bracket grommet	4
19	EE44168	Side marker lamp wiring plug	4
20	EE44165	Clearance/side marker light, red, 2 1/2"	2
21	EE40143	Fender with slots, powder coated black, rounded type	2
22	EE43527	Cap screw, hex head, grade 8, 3/8"-16, 1" Lg.	8
23	EE43530	Washer, flat 3/8", zinc plated	16
24	EE43529	Hex nut, nylon-insert locknut, grade 8, 3/8"-16	8
25	EE16942	Vented gas cap, female 3" NPT	1
26	EE47692	Fuel tank fill pipe 3" dia., 33" Lg, painted black	1
27	EE46344	Fuel suction tube, iron pipe nipple, 1/2" x 7 1/2" Lg.	1
28	EE46218	Fuel gauge, directo-reading, mechanical, 12" tank depth	1
29	EE46772	Dropleg jack, sidewind, heavy duty, 12,000 lbs	1
30	EE46771	Extension shaft, 12" Lg.	1
31	EE46509	Slip hook w/latch, 1/2", Grade-70	2
32	EE46512	Transport chain, 1/2" x 42" Lg.	2
33	EE46511	Hammerlok coupling link, 3/8", forged	2
34	EE36264	3" Pintle eye coupler, 20,000 lbs	1
35	EE47028	Tire/Wheel assembly, 235/75R17.5 L/R" J", 8-lug; 6,005 lbs.	4
36	EE48484	Torsion ring, 8 hole	4
37	EE43974	Coupler Warning decal (electric brakes w/Pintle eye coupler)	1
38	EE43981	Overload/Operator Warning decal	1
39	-	Vin Tag/Tire placard (consult factory)	1
40	EE43519	Electric breakaway switch, 12 VDC	1
-	EE46779	Wire harness, electric brakes, 7-pin round (not shown)	1

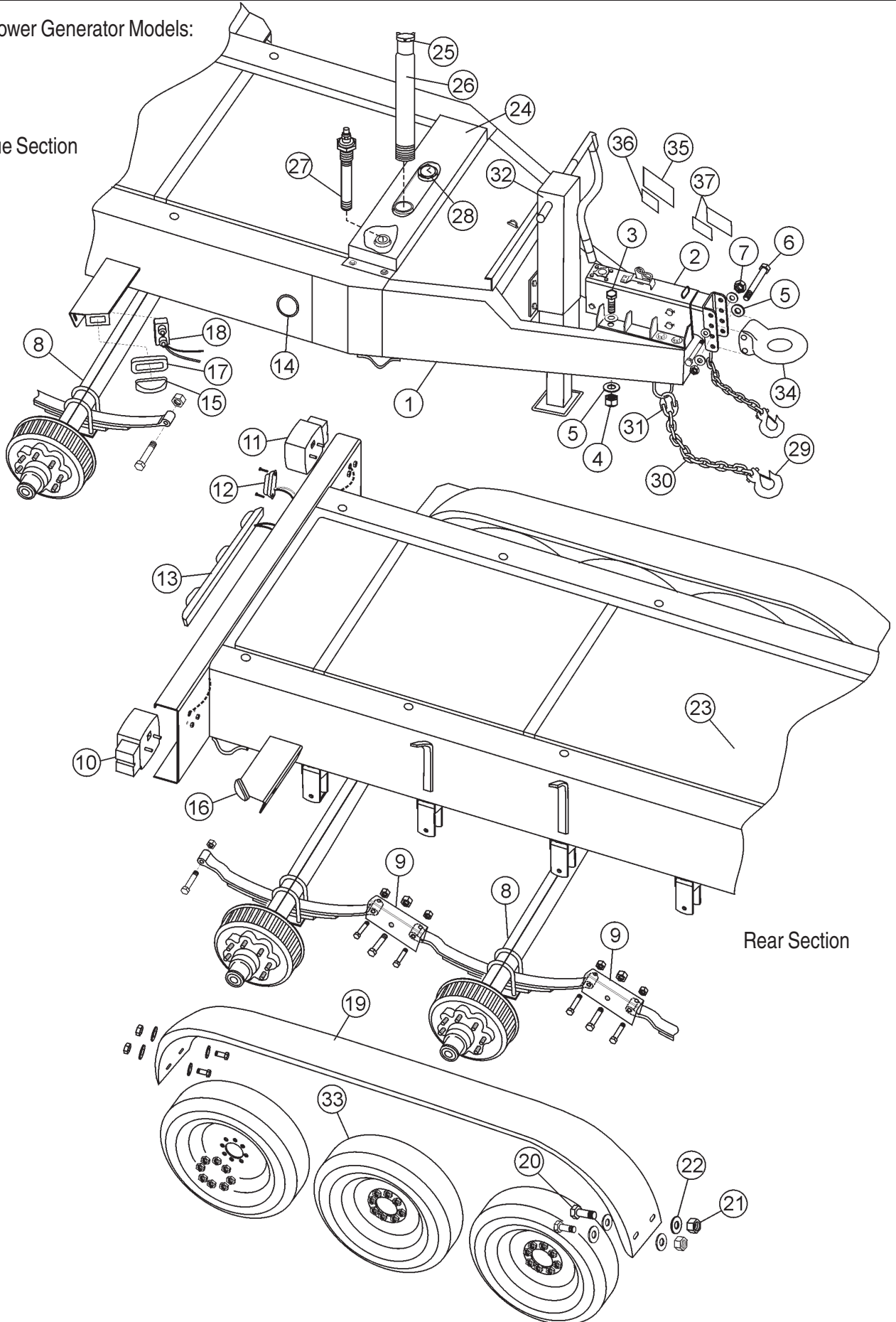
REMARKS:

Complete Frame assembly, includes- frame, axle, mounting kit, fuel tank and cover, P/N EE47265
 Red/White Conspicuity tape is required on full width and both sides of the trailer, available in 150 ft roll, P/N EE44148.
 See page 58-59 for 12 in. 8-lug hub assembly; see page 68-69 for 12 in. electric brake assembly.
 May require Snap Bushing, P/N EE46345 (See page 70 for illustration).

TRLR400XF3H TRIPLE AXLE TRAILER - HYDRAULIC BRAKES

Used With MQ Power Generator Models:
DCA400SSI

Tongue Section



Rear Section

TRLR400XF3H TRIPLE AXLE TRAILER - HYDRAULIC BRAKES

<u>NO.</u>	<u>PART NO.</u>	<u>DESCRIPTION</u>	<u>QTY.</u>
1	EE47390	TRLR400XF Frame, powder coated black	1
2	EE45968	Hydraulic actuator, 20,000 lbs, primed adjustable channel	1
3	EE43524	Cap screw, hex head, grade 8, 5/8"-18, 2"	6
4	EE43528	Hex nut, nylon-insert locknut, grade 8, 5/8"-18	6
5	EE43606	Flat washer, zinc plated 5/8"	12
6	EE44418	Cap screw, hex head, grade 8, 5/8"-11, 5" Lg.	2
7	EE44419	Hex nut, nylon-insert locknut, grade 8, 5/8"-11	2
8	EE46243	Axle, spring suspension, 8,000 lbs - hydraulic brakes	3
9	EE47326	Triple axle attaching kit, includes spring shackles, ctr rocker, hardware	1
10	EE43627	Combination light w/red stop & turn, curb side	1
11	EE44162	Combination light w/red stop & turn, street side	1
12	EE43536	License light	1
13	EE43629	Light bar, 3 red lamps	1
14	EE43535	Clearance/side marker w/reflector, amber, 2 1/2"	2
15	EE44164	Clearance/side marker light, amber, 2 1/2"	2
16	EE44165	Clearance/side marker light, red, 2 1/2"	2
17	EE34265	Side marker bracket grommet	4
18	EE44168	Side marker lamp wiring plug	4
19	EE47024U	Fender with slots, powder coated black, rounded type	2
20	EE43527	Cap screw, hex head, grade 8, 3/8"-16, 1" Lg.	8
21	EE43529	Hex nut, nylon-insert locknut, grade 8, 3/8"-16	8
22	EE43530	Washer, flat 3/8", zinc plated	16
23	EE46777	Fuel tank assembly, 350 gallon	1
24	EE47258	Fuel tank, front cover	1
25	EE16942	Vented gas cap, female 3" NPT	1
26	EE47030	Fuel tank fill pipe 3" dia., 30" Lg, painted black	1
27	EE46344	Fuel suction tube, iron pipe nipple, 1/2" x 11 1/2" Lg.	1
28	EE46218	Fuel gauge, spiral type, 12" depth	1
29	EE46509	Slip hook w/latch, 1/2", GR-70	2
30	EE46512	Transport chain, 1/2" x 42" Lg.	2
31	EE46511	Hammerlok coupling link, 3/8" forged	2
32	EE46772	Dropleg Jack assy., heavy duty, 12,000 lbs, 26" travel	1
33	EE47313	Tire/Wheel assembly, ST235/80R16 "E", 8-lug; 3,500 lbs	4
34	EE36264	3" Pintle eye coupler, 20,000 lbs	1
35	EE43973	Coupler Warning decal, (hydraulic brakes w/Pintle eye coupler)	1
36	EE43981	Overload/Operator Warning decal	1
37	-	Vin Tag/Tire Placard (consult factory)	1
-	EE49419	Hydraulic brakeline kit (not shown)	1
-	EE49418	Wire harness, hydraulic brakes (not shown)	1
-	EE50092	Hydraulic brake hose (not shown), 18 7/8", actuator to bracket	1

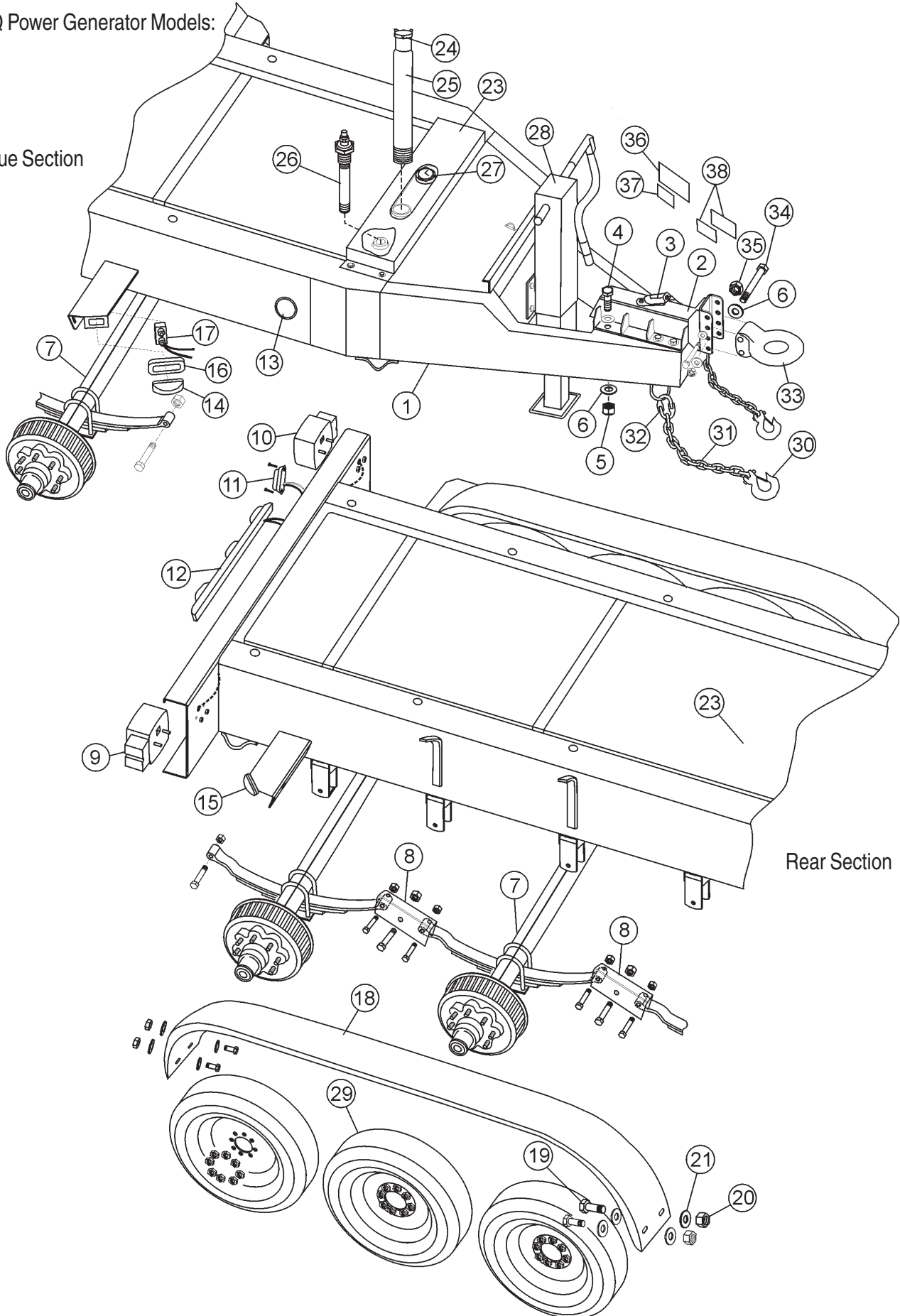
REMARKS:

Red/White Conspicuity tape is required on full width and both sides of the trailer, available in 150 ft roll, P/N EE44148. See page 58-59 for 12 in. 8-lug hub assembly; see page 66-67 for 12 in. hydraulic brake assembly. May require Snap Bushing, P/N EE46345 (See page 70 for illustration).

TRLR400XF3E TRIPLE AXLE TRAILER - ELECTRIC BRAKES

Used With MQ Power Generator Models:
DCA400SSI

Tongue Section



Rear Section

TRLR400XF3E TRIPLE AXLE TRAILER - ELECTRIC BRAKES

<u>NO.</u>	<u>PART NO.</u>	<u>DESCRIPTION</u>	<u>QTY.</u>
1	EE47390	TRLR400XF Frame, powder coated black	1
2	EE46238	Electric brake adapter, adjustable channel	1
3	EE43519	Electric breakaway switch, 12 VDC	1
4	EE43524	Cap screw, hex head, grade 8, 5/8"-18, 2"	6
5	EE43528	Hex nut, nylon-insert locknut, grade 8, 5/8"-18	6
6	EE43606	Flat washer, zinc plated 5/8"	12
7	EE47389	Axle, spring suspension, 8,000 lbs - electric brakes	3
8	EE47326	Triple axle attaching kit, includes spring shackles, ctr rocker, hardware	1
9	EE43627	Combination light w/red stop & turn, curb side	1
10	EE44162	Combination light w/red stop & turn, street side	1
11	EE43536	License light	1
12	EE43629	Light bar, 3 red lamps	1
13	EE43535	Clearance/side marker w/reflector, amber, 2 1/2"	2
14	EE44164	Clearance/side marker light, amber, 2 1/2"	2
15	EE44165	Clearance/side marker light, red, 2 1/2"	2
16	EE34265	Side marker bracket grommet	4
17	EE44168	Side marker lamp wiring plug	4
18	EE47024U	Fender with slots, powder coated black, rounded type	2
19	EE43527	Cap screw, hex head, grade 8, 3/8"-16, 1" Lg.	8
20	EE43529	Hex nut, nylon-insert locknut, grade 8, 3/8"-16	8
21	EE43530	Washer, flat 3/8", zinc plated	16
22	EE46777	Fuel tank assembly, 350 gallon	1
23	EE47258	Fuel tank, front cover	1
24	EE16942	Vented gas cap, female 3" NPT	1
25	EE47030	Fuel tank fill pipe 3" dia., 30" Lg, painted black	1
26	EE46344	Fuel suction tube, iron pipe nipple, 1/2" x 11 1/2" Lg.	1
27	EE46218	Fuel gauge, spiral type, 12" depth	1
28	EE46772	Dropleg Jack assy., heavy duty, 12,000 lbs, 26" travel	1
29	EE47313	Tire/Wheel assembly, ST235/80R16 "E", 8-lug; 3,500 lbs.	4
30	EE46509	Slip hook w/latch, 1/2", GR-70	2
31	EE46512	Transport chain, 1/2" x 42" Lg.	2
32	EE46511	Hammerlok coupling link, 3/8" forged	2
33	EE36264	3" Pintle eye coupler, 20,000 lbs	1
34	EE44418	Cap screw, hex head, grade 8, 5/8"-11, 5" Lg.	2
35	EE44419	Hex nut, nylon-insert locknut, grade 8, 5/8"-11	2
36	EE43974	Coupler Warning decal, (electric brakes w/Pintle eye coupler)	1
37	EE43981	Overload/Operator Warning decal	1
38	-	Vin Tag/Tire Placard (consult factory)	1
-	EE49415	Wire harness, electric brakes (not shown)	1

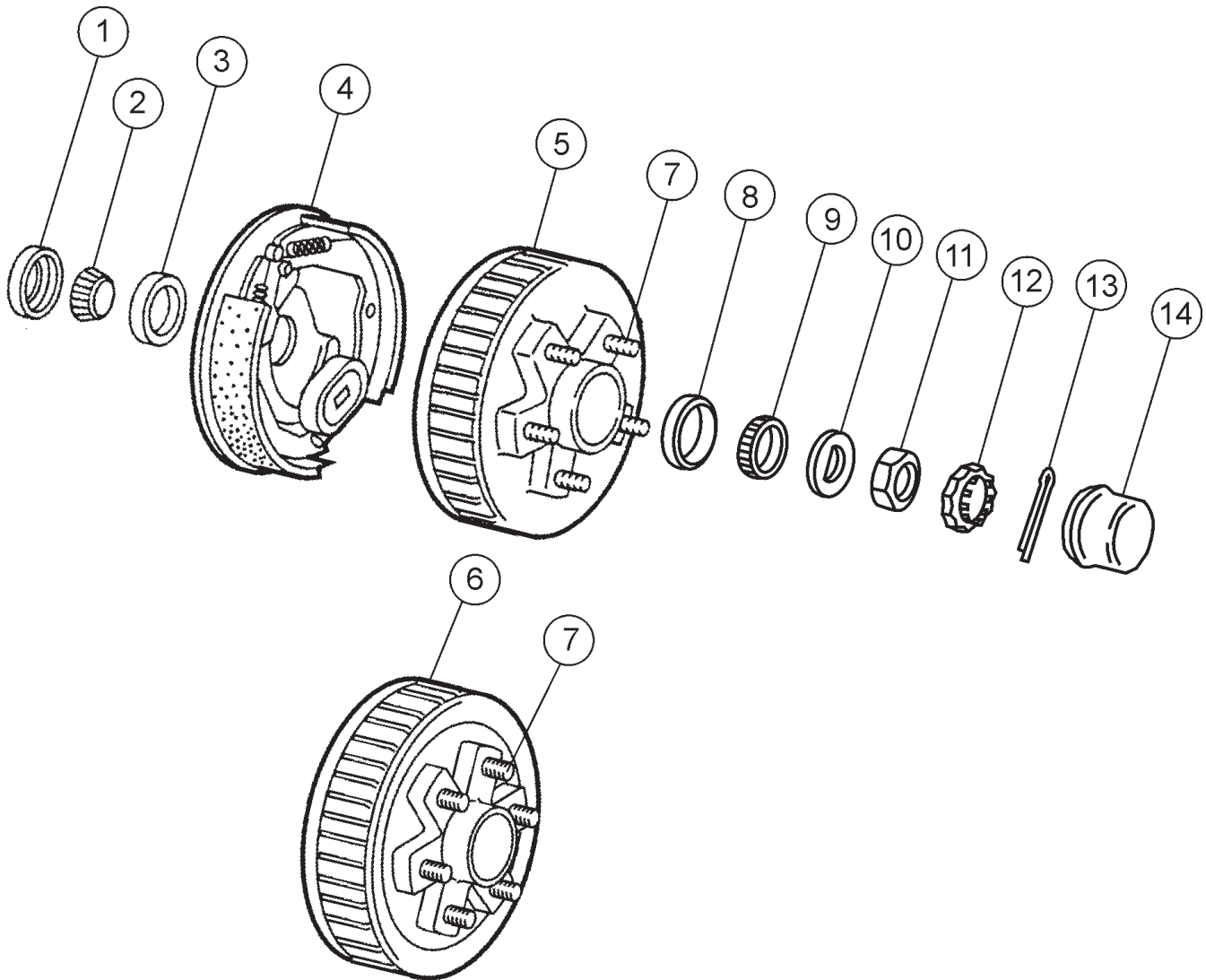
REMARKS:

Red/White Conspicuity tape is required on full width and both sides of the trailer, available in 150 ft roll, P/N EE44148. See page 58-59 for 12 in. 8-lug hub assembly; see page 68-69 for 12 in. electric brake assembly. May require Snap Bushing, P/N EE46345 (See page 70 for illustration).

10 IN. - 5 LUG AND 6 LUG HUB ASSEMBLY

5 on 4.5 in. lug drum used on trailer models: **TRLR45US2H, TRLR45US2E, TRLR70USH, TRLR70USE**

6 on 5.5 in. lug drum used on trailer models: **TRLR85XFH, TRLR85XFE**



10 IN. - 5 LUG AND 6 LUG HUB ASSEMBLY

<u>NO.</u>	<u>PART NO.</u>	<u>DESCRIPTION</u>	<u>QTY.</u>
1	EE60000	Grease seal, 1.719"	1
2	EE60001	Inner bearing cone, L68149	1
3	EE32357	Inner bearing race, L68111	1
4	EE32435R	10" Electric brake assembly, right/curb side*	1
	EE32435L	10" Electric brake assembly, left/street side*	1
	EE32434R	10" Hydraulic brake assembly, uni-servo, right/curb side (not shown)*	1
	EE32434L	10" Hydraulic brake assembly, uni-servo, left/street side (not shown)*	1
	EE32433R	10" Hydraulic brake assembly, freebacking, right/curb side (not shown)*	1
	EE32433L	10" Hydraulic brake assembly, freebacking, left/street side (not shown)*	1
5	EE60002	10" Drum, 5 on 4.5 bolt pattern, 1/2" stud, inner and outer bearing races included	1
6	EE61181TA	10" Drum, 6 on 5.5 bolt pattern, 1/2" stud, inner and outer bearing races included	1
7	EE32498	Wheel stud, 9/16", press fitted	5 or 6
8	EE60003	Outer bearing race, L44610	1
9	EE60004	Outer bearing cone, L68149	1
10	EE60005	Spindle D-slot washer, 13/16"	1
11	EE32407	Spindle nut, 13/16" - 20	1
12	EE60006	Spindle nut retainer clip	1
13	EE60007	Cotter pin, 1/8 x 1 1/4"	1
14	EE60008	Dust cap, solid, 2" **	1

REMARKS:

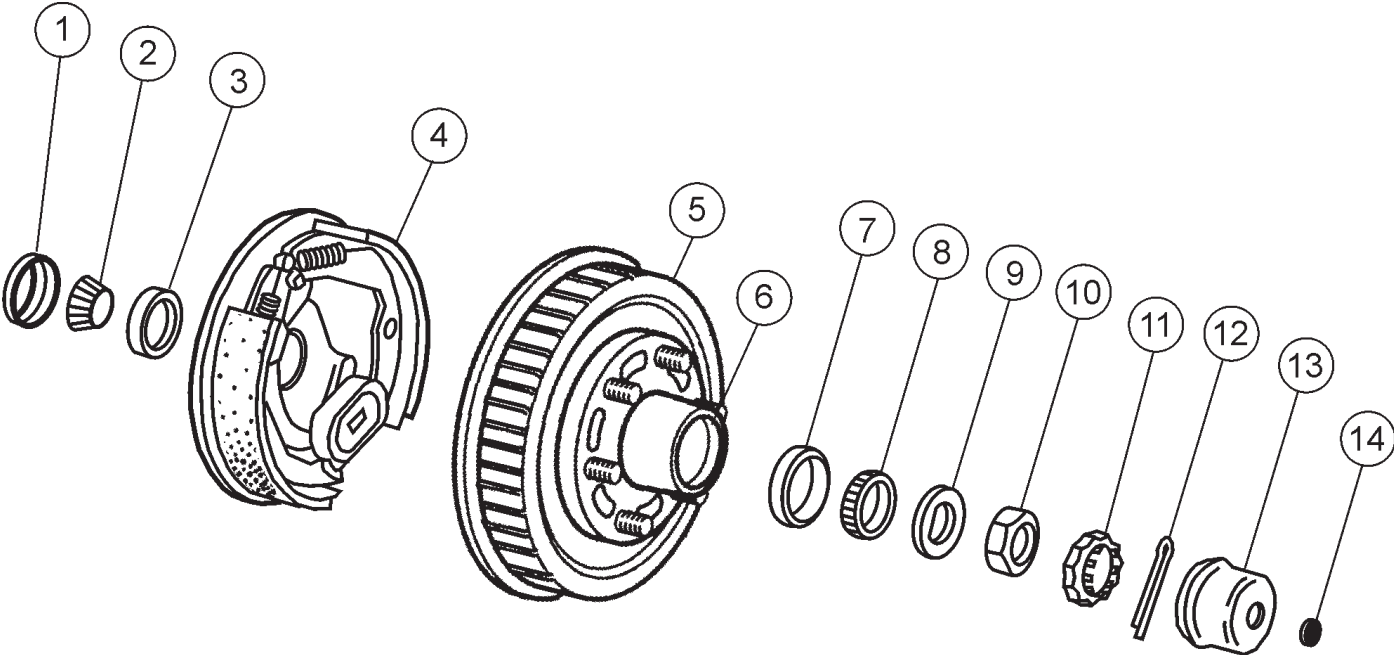
* For 10" Hydraulic brake assembly parts (Uni-servo and free backing) see page 60-63.

For 10" Electric brake parts list see page 64-65.

** Use Part number EE32012 for lubricated 2" Dust cap.

12 IN. - 6 LUG HUB ASSEMBLY

Used on trailer models: TRLR85USH, TRLR85USE, TRLR125XFH, TRLR125XFE



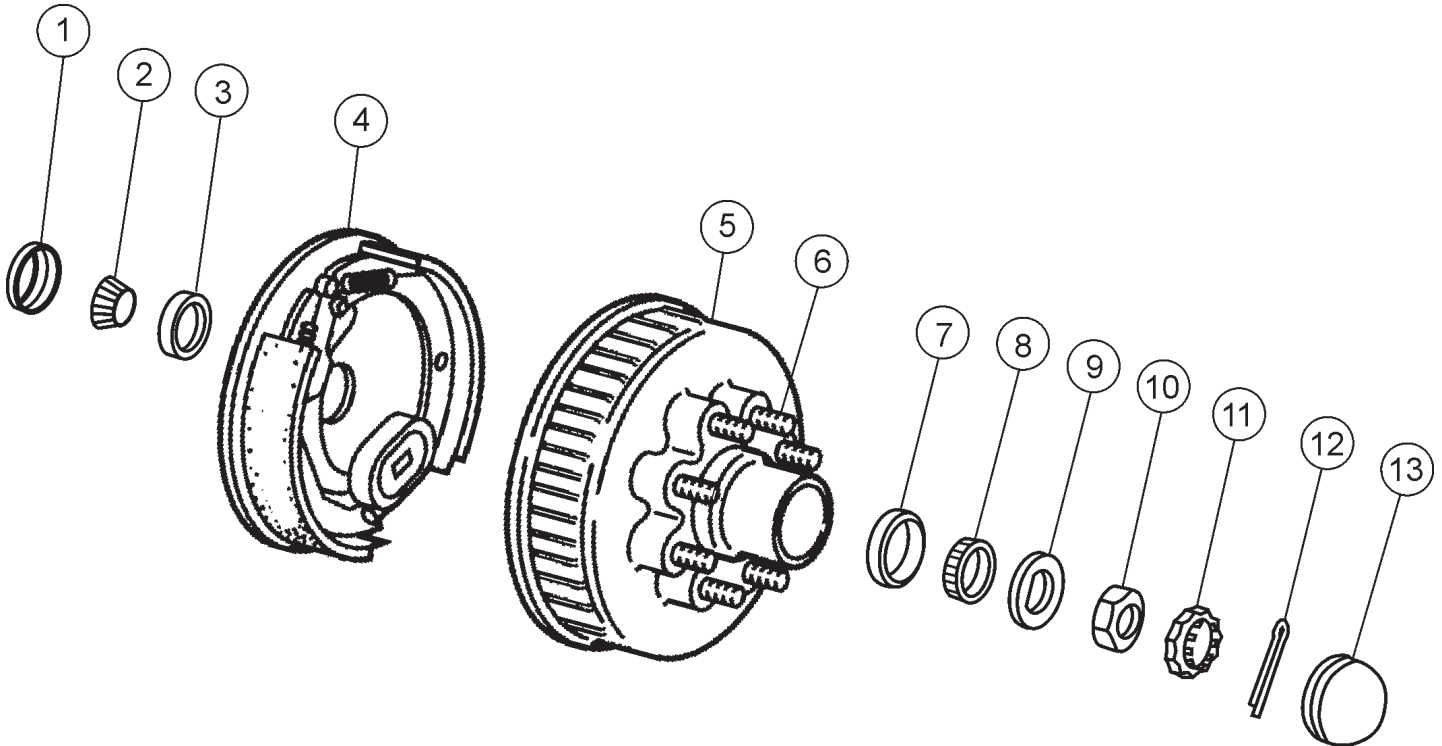
<u>NO.</u>	<u>PART NO.</u>	<u>DESCRIPTION</u>	<u>QTY.</u>
1	EE60009	2.25" Grease seal	1
2	EE60001	Inner bearing cone 25580	1
3	25520	Inner bearing race	1
4	EE32437R	12" Electric brake assembly, right/curb side*	1
	EE32437L	12" Electric brake assembly, left/street side*	1
	EE32438R	12" Hydraulic brake assembly, free backing right/curb side (not shown)*	1
	EE32438L	12" Hydraulic brake assembly, free backing left/street (not shown)*	1
5	EE60010	12" Drum, 655 bolt pattern, 1/2" stud, inner and outer bearing races included	1
6	EE32498	Wheel stud, 9/16", press fitted	6
7	15245	Outer bearing race	1
8	EE32355	Outer bearing cone 15123	1
9	EE60011	Spindle D-slot washer, 2.0"	1
10	EE32407	Spindle nut, 13/16"-20	1
11	EE60012	Spindle nut retainer clip	1
12	EE60006	Cotter pin, 1/8" x 1 1/4"	1
13	EE60013	Dust cap, lubricated 2"	1
14	EE60014	Dust cap, rubber plug	1

REMARKS:

* For 12" Hydraulic brake assembly parts see page 66-67. For 12" Electric brake parts list see page 68-69.

12 IN. - 8 LUG HUB ASSEMBLY

Used with trailer models: **TRLR150USH, TRLR150USE, TRLR150XFH, TRLR150XFE, TRLR180XFH, TRLR180XFE, TRLR220XFH, TRLR220XFE, TRLR300XFH, TRLR300XFE, TRLR400XF3H, TRLR400XF3E**



<u>NO.</u>	<u>PART NO.</u>	<u>DESCRIPTION</u>	<u>QTY.</u>
1	EE60009	2.25" Grease seal	1
2	EE60001	Inner bearing cone 25580	1
3	25520	Inner bearing race	1
4	EE32437R	12" Electric brake assembly, right/curb side*	1
	EE32437L	12" Electric brake assembly, left/street side*	1
	EE32438R	12" Hydraulic brake assembly, free backing, right/curb side (not shown)*	1
	EE32438L	12" Hydraulic brake assembly, free backing, left/street side (not shown)*	1
5	EE60015	12" Drum, 865 bolt pattern, inner and outer bearing races included	1
6	EE32498	Wheel stud, 9/16", press fit	8
7	14276	Outer bearing race	1
8	EE60016	Outer bearing cone 14125A	1
9	EE60011	Spindle D-slot washer, 2"	1
10	EE32407	Spindle nut, 13/16"-20	1
11	EE60012	Spindle nut retainer clip	1
12	EE60006	Cotter pin, 1/8" x 1 3/4"	1
13	EE60017	Dust cap, solid, 2 3/4" **	1

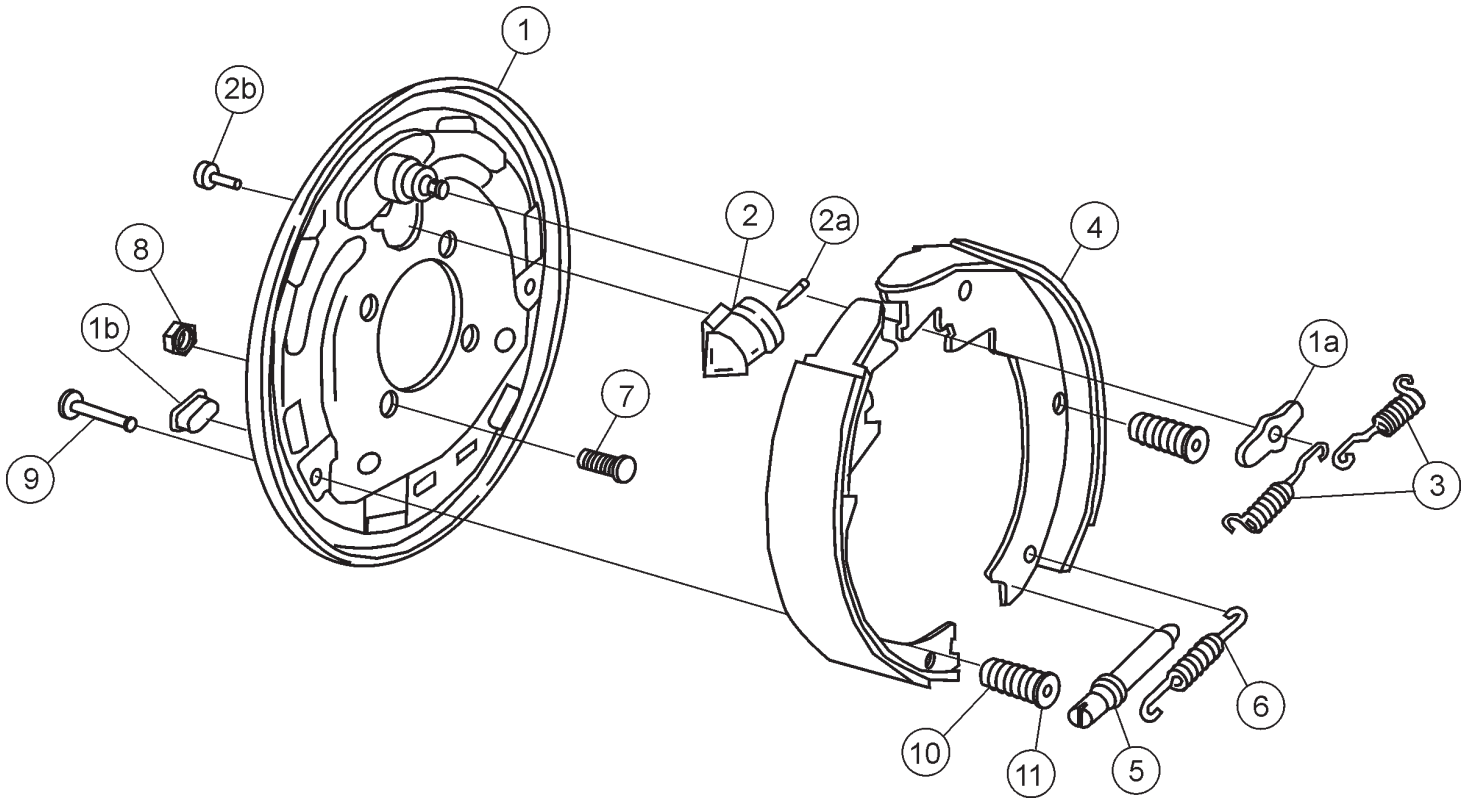
REMARKS:

* For 12" Hydraulic brake assembly parts see page 66-67. For 12" Electric brake assembly parts see page 68-69.

** Use part number EE60018 for lubricated 2 3/4" Dust cap.

10 IN. HYDRAULIC UNI-SERVO BRAKE ASSEMBLY

Used with trailer models: TRLR45US2H, TRLR70USH

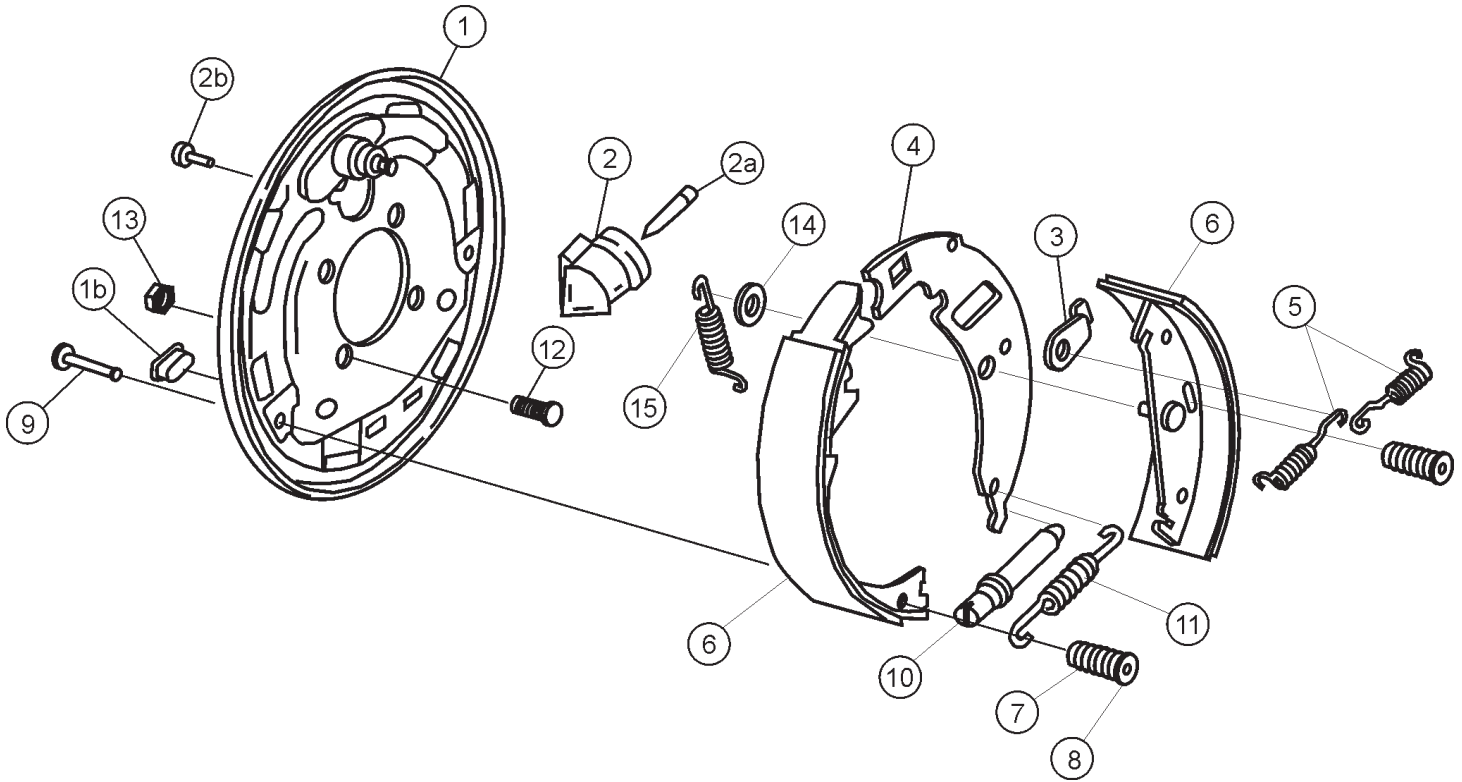


10 IN. HYDRAULIC UNI-SERVO BRAKE ASSEMBLY

<u>NO.</u>	<u>PART NO.</u>	<u>DESCRIPTION</u>	<u>QTY.</u>
1	EE60019	Uni-Servo backing plate, L/R incl - 1a) Anchor post washer, 1b) Adjuster slot plug	1
2	EE33533	Uni-Servo brake cylinder, L/R incl - 2a) Cylinder push rod, 2b) Sems	1
3	EE33506	Return springs	2
4	EE55553	10" Brake shoe & lining	1
5	EE60020	Brake adjuster	1
6	EE60021	Adjuster Spring	1
7	EE60022	Brake mounting bolt, 7/16"	4
8	EE60023	Brake mounting nut	4
9	EE33508	10" Hold down pin	2
10	EE33509	Hold down spring	2
11	EE33510	Hold down cap	2

10 IN. HYDRAULIC FREE BACKING BRAKE ASSEMBLY

Used with trailer models: TRLR45US2H, TRLR70USH

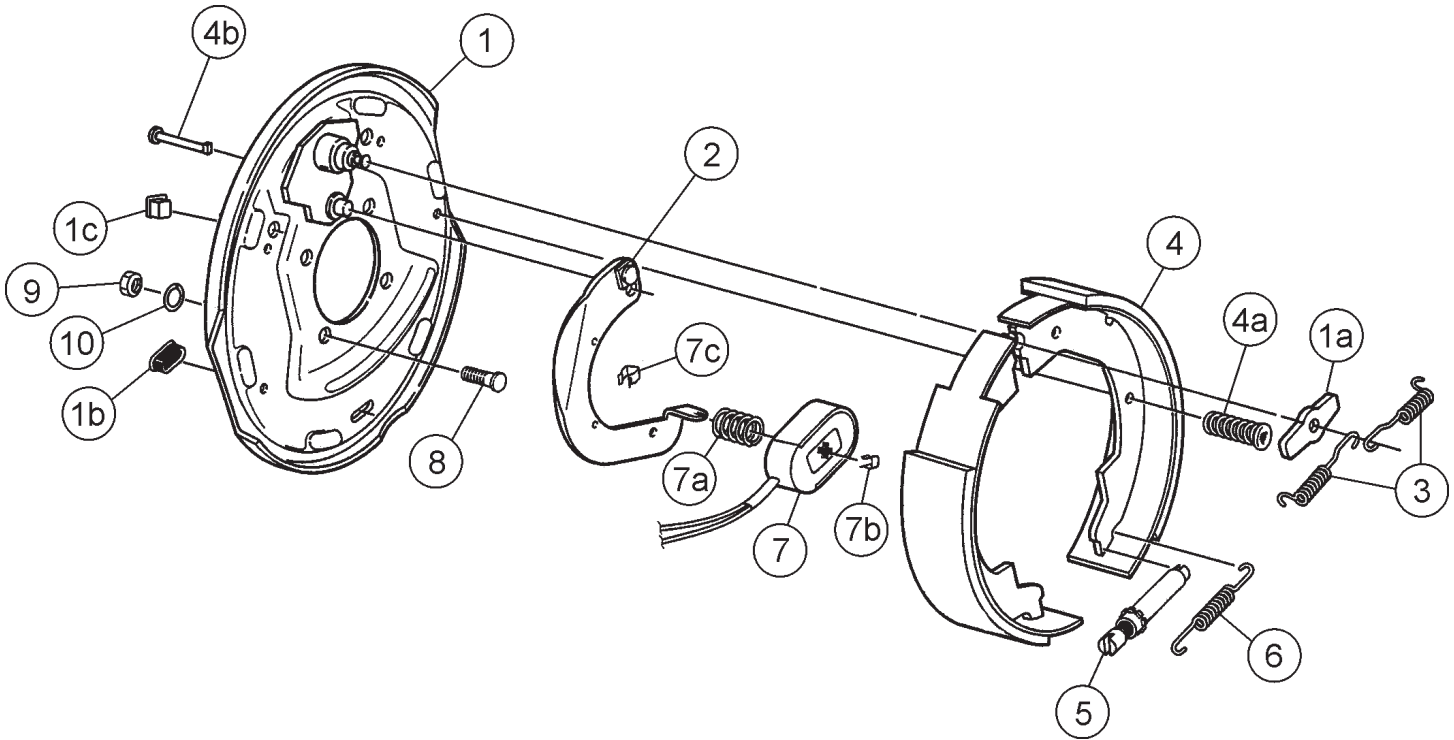


10 IN. HYDRAULIC FREE BACKING BRAKE ASSEMBLY

<u>NO.</u>	<u>PART NO.</u>	<u>DESCRIPTION</u>	<u>QTY.</u>
1	EE60024	10" Freebacking backing plate, L/R incl - 1a) Anchor post washer, 1b) Adjuster slot plug	1
2	EE33533	Uni-Servo brake cylinder, L/R incl - 2a) Cylinder push rod, 2b) Sems	1
3	EE33534	Travel link	1
4	EE33535	Shoe lever	1
5	EE33506	Shoe lever return spring	2
6	EE55553	10" Brake shoe & lining	1
7	EE33509	Hold down spring	2
8	EE33510	Hold down cap	2
9	EE33508	10" Hold down pin	2
10	EE60020	Brake adjuster	1
11	EE60021	Adjuster spring	1
12	EE60022	Brake mounting bolt, 7/16"	4
13	EE60023	Brake mounting nut, 7/16"	4
14	EE33536	Washer	1
15	EE33537	Primary shoe return spring	1

10 IN. ELECTRIC BRAKE ASSEMBLY

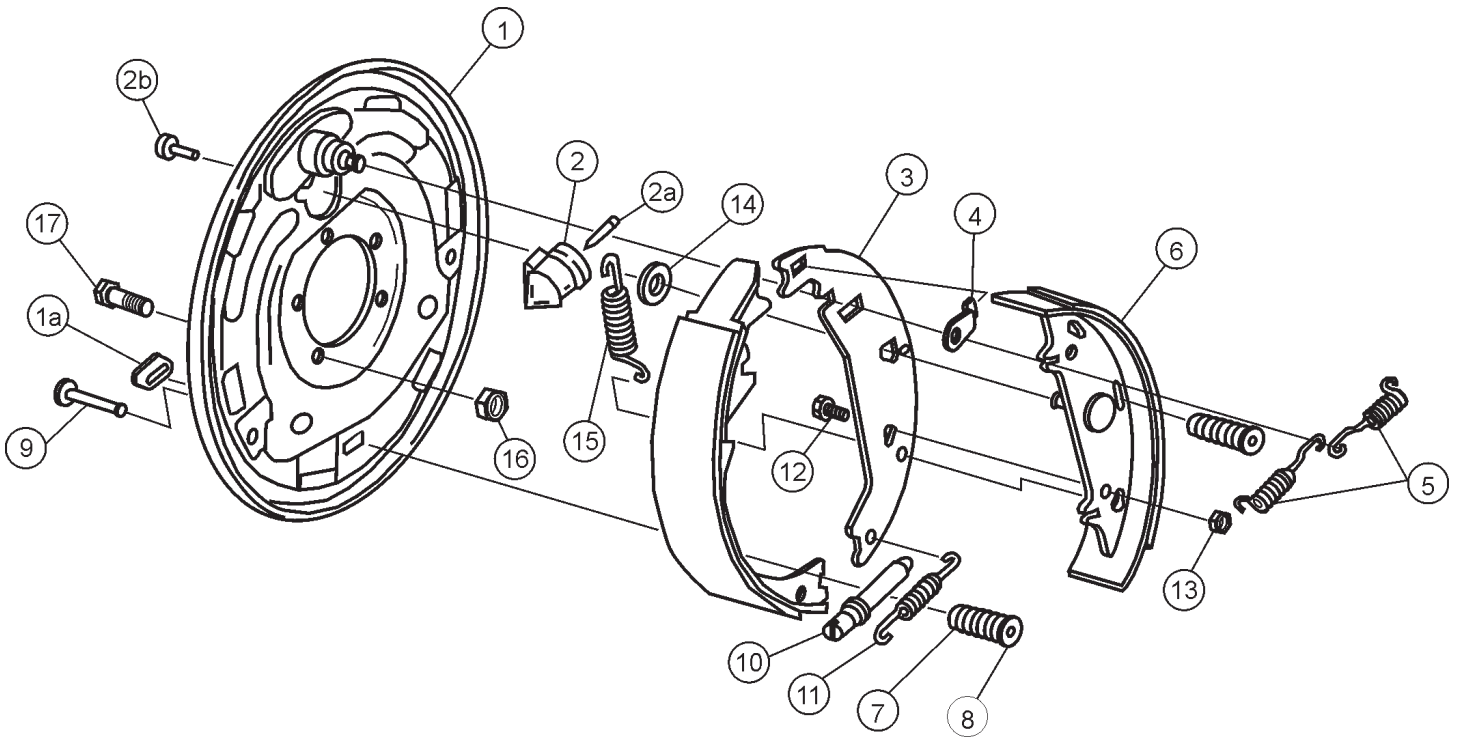
Used with trailer models: TRLR45US2E, TRLR70USE



<u>NO.</u>	<u>PART NO.</u>	<u>DESCRIPTION</u>	<u>QTY.</u>
1	EE60025	Electric backing plate assy, L/R incl - 1a) Anchor post washer, 1b) Adjuster slot plug, 1c) Wire grommet	1
2	EE33499R	Actuating lever arm, right/curb side	1
	EE33499L	Actuating lever arm, left/street side	1
3	EE33506	Return Spring	2
4	EE33502	10" Brake shoe assembly, incl - 4a) Shoe hold down spring & cup, 4b) Shoe hold down pin	1
5	EE60020	Brake adjuster	1
6	EE60021	Adjuster spring	1
7	EE33500	10" Brake magnet, incl - 7a) Magnet spring, 7b) Magnet clip, 7c) Wire cup	1
8	EE60022	Brake mounting bolt, press-in, 7/16"	4
9	EE60023	Brake mounting nut, 7/16"	4
10	EE60026	Lockwasher, 7/16"	4

12 IN. HYDRAULIC FREE BACKING BRAKE ASSEMBLY

Used with trailer models: TRLR85USH, TRLR85XFH, TRLR125XFH, TRLR150USH, TRLR150XFH, TRLR180XFH, TRLR220XFH, TRLR300XFH, TRLR400XF3H

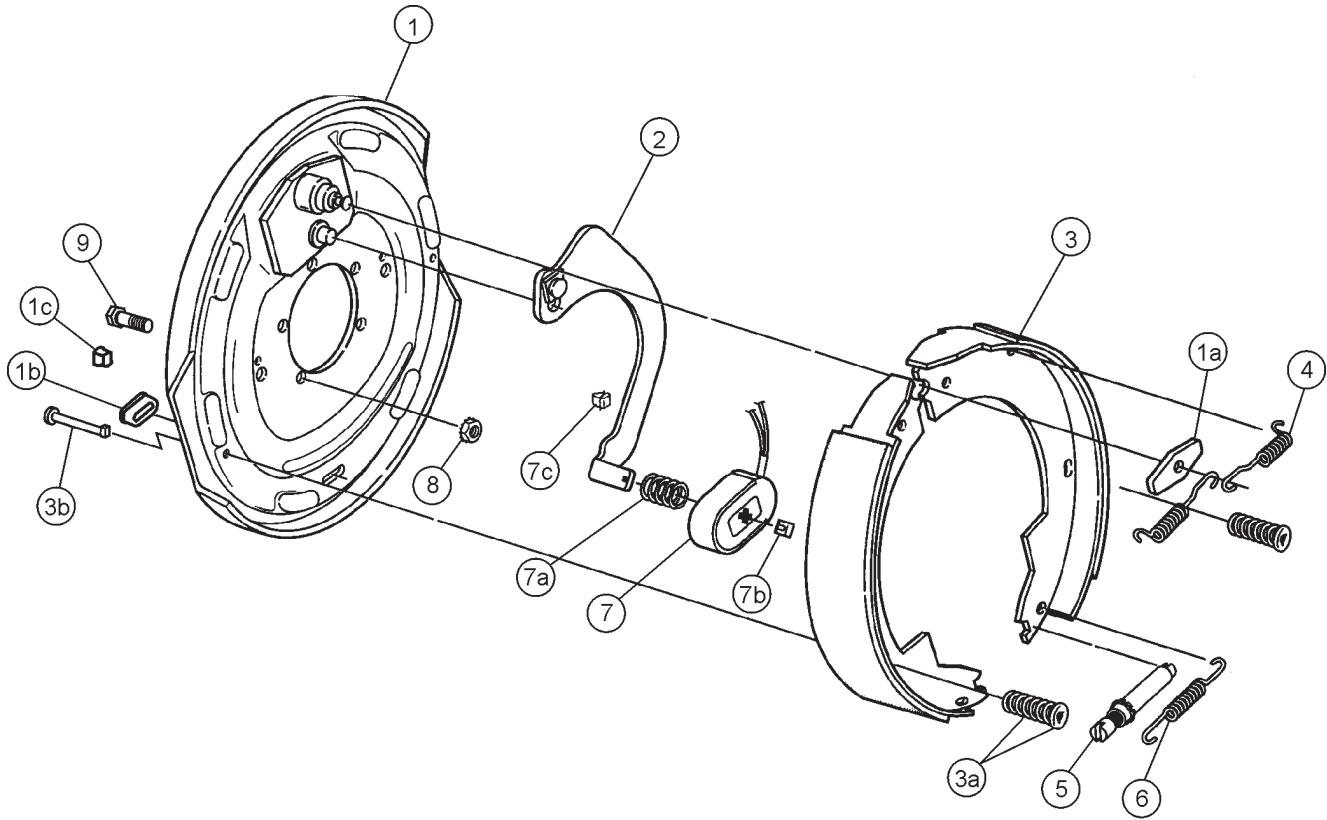


12 IN. HYDRAULIC FREE BACKING BRAKE ASSEMBLY

<u>NO.</u>	<u>PART NO.</u>	<u>DESCRIPTION</u>	<u>QTY.</u>
1	EE32438	12" Freebacking backing plate, L/R incl - 1a) Adjuster slot plug	1
2	EE33533	Uni-Servo brake cylinder, L/R incl - 2a) Cylinder push rod, 2b) Sems(2)	1
3	EE33535	Shoe lever	1
4	EE33534	Travel link	1
5	EE33506	Return springs	2
6	EE33503	12" Brake shoe & lining	1
7	EE33509	Hold down spring	2
8	EE33510	Hold down cap	2
9	EE33507	12" Hold down pin	2
10	EE60020	Brake adjuster	1
11	EE60021	Adjuster spring	1
12	EE33213A	Screw	1
13	EE31996A	Locknut	1
14	EE33536	Retainer link washer	1
15	EE33506	Primary shoe return spring	1
16	EE32022	Nut/washer assembly, 3/8" x 24" Keps finish	5
17	EE32023	Hex bolt, 3/8" x 24"	5

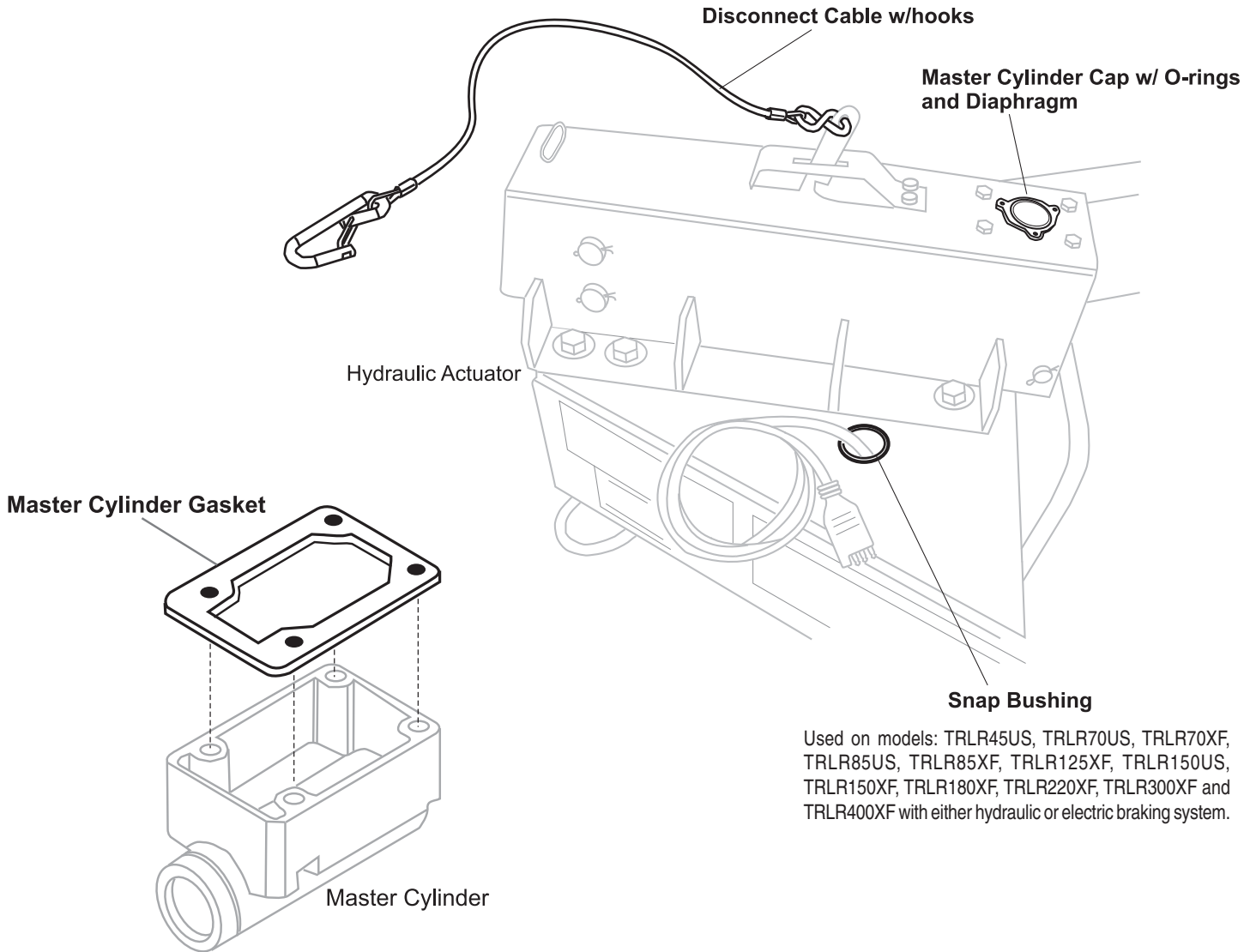
12 IN. ELECTRIC BRAKE ASSEMBLY

Used with trailer models: **TRLR85USE, TRLR85XFE, TRLR125XFE, TRLR150USE, TRLR150XFE, TRLR180XFE, TRLR220XFE, TRLR300XFE, TRLR400XF3E**



12 IN. ELECTRIC BRAKE ASSEMBLY

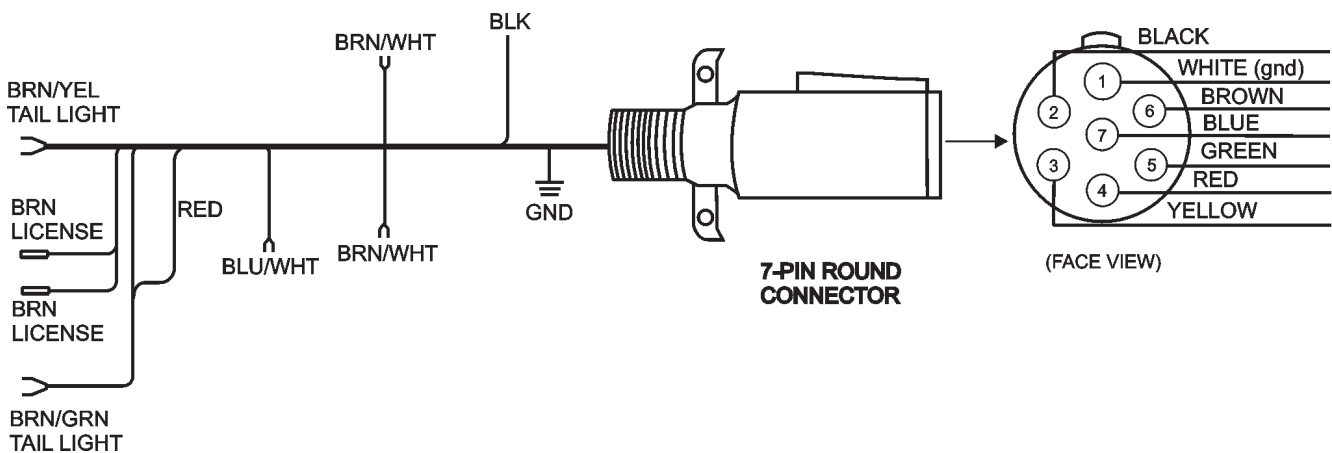
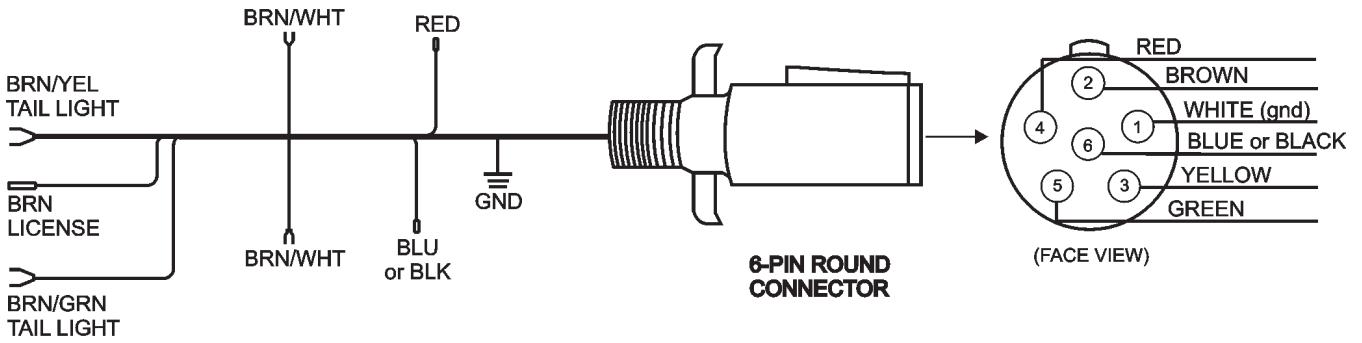
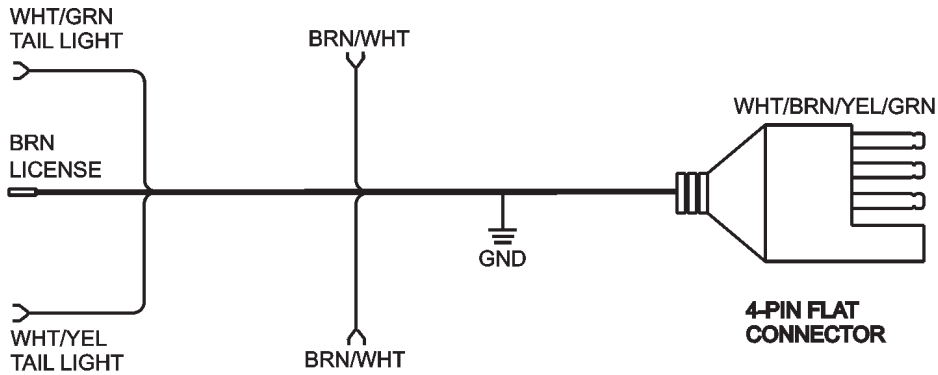
<u>NO.</u>	<u>PART NO.</u>	<u>DESCRIPTION</u>	<u>QTY.</u>
1	EE32437R	12" Electric backing plate assy, right/curb side incl - 1a) Anchor post washer, 1b) Adjuster slot plug, 1c) Wire grommet	1
	EE32437L	12" Electric backing plate assy, left/street side incl - 1a) Anchor post washer, 1b) Adjuster slot plug, 1c) Wire grommet	1
2	EE33498R	Actuating lever arm, right/curb side	1
	EE33498L	Actuating lever arm, left/street side	1
3	EE33503	12" Brake shoe assembly, incl - 3a) Shoe hold down spring & cup 3b) Shoe hold down pin	1
4	EE33506	Return springs	2
5	EE60020	Brake adjuster	1
6	EE60021	Adjuster spring	1
7	EE33501	12" Brake magnet assembly, incl - 7a) Magnet spring, 7b) Magnet clip, 7c) Wire cup	1
8	EE32022	Nut/washer assembly, 3/8" x 24" Keps finish	5
9	EE32023	Hex bolt, 3/8" x 24"	5



<u>PART NO.</u>	<u>DESCRIPTION</u>
EE05408	Hydraulic actuator disconnect cable, 3/32", with hooks *
EE03879	Master cylinder drain cap, with O-ring and diaphragm *
EE09153	Master cylinder replacement gasket *
EE60027	Brake fluid - Dot 3 *
EE43537	Paint - Black
EE43538	Spare tire carrier assembly
EE43539	Stabilizer stands
EE43540	Tool box for; TRLR45US, TRLR45XF, TRLR85US, TRLR85XF, TRLR180US, TRLR180XF, TRLR220XF
EE44148	Conspicuity tape - 150 ft roll
EE44895	Tool box for; TRLR70US, TRLR70XF
EE46345	Snap bushing, 1 1/4" outside dimension, 15/16" inside dimension
EE47792	Tool box for; TRLR125US, TRLR125XF, TRLR150US, TRLR150XF
EE50651	In-line Fuse holder with cover (Electric brakes)

* For trailers with Hydraulic brakes only.

TRAILER WIRING CONNECTIONS



PAYMENT TERMS

Terms of payment for parts are net 30 days.

FREIGHT POLICY

All parts orders will be shipped collect or prepaid with the charges added to the invoice. All shipments are F.O.B. point of origin. Multiquip's responsibility ceases when a signed manifest has been obtained from the carrier, and any claim for shortage or damage must be settled between the consignee and the carrier.

MINIMUM ORDER

The minimum charge for orders from Multiquip is \$15.00 net. Customers will be asked for instructions regarding handling of orders not meeting this requirement.

RETURNED GOODS POLICY

Return shipments will be accepted and credit will be allowed, subject to the following provisions:

1. A Returned Material Authorization must be approved by Multiquip prior to shipment.
2. To obtain a Return Material Authorization, a list must be provided to Multiquip Parts Sales that defines item numbers, quantities, and descriptions of the items to be returned.
 - a. The parts numbers and descriptions must match the current parts price list.
 - b. The list must be typed or computer generated.
 - c. The list must state the reason(s) for the return.
 - d. The list must reference the sales order(s) or invoice(s) under which the items were originally purchased.
 - e. The list must include the name and phone number of the person requesting the RMA.
3. A copy of the Return Material Authorization must accompany the return shipment.
4. Freight is at the sender's expense. All parts must be returned freight prepaid to Multiquip's designated receiving point.

5. Parts must be in new and resalable condition, in the original Multiquip package (if any), and with Multiquip part numbers clearly marked.
6. The following items are not returnable:
 - a. Obsolete parts. (If an item is in the price book and shows as being replaced by another item, it is obsolete.)
 - b. Any parts with a limited shelf life (such as gaskets, seals, "O" rings, and other rubber parts) that were purchased more than six months prior to the return date.
 - c. Any line item with an extended dealer net price of less than \$5.00.
 - d. Special order items.
 - e. Electrical components.
 - f. Paint, chemicals, and lubricants.
 - g. Decals and paper products.
 - h. Items purchased in kits.
7. The sender will be notified of any material received that is not acceptable.
8. Such material will be held for five working days from notification, pending instructions. If a reply is not received within five days, the material will be returned to the sender at his expense.
9. Credit on returned parts will be issued at dealer net price at time of the original purchase, less a 15% restocking charge.
10. In cases where an item is accepted, for which the original purchase document can not be determined, the price will be based on the list price that was effective twelve months prior to the RMA date.
11. Credit issued will be applied to future purchases only.

PRICING AND REBATES

Prices are subject to change without prior notice. Price changes are effective on a specific date and all orders received on or after that date will be billed at the revised price. Rebates for price declines and added charges for price increases will not be made for stock on hand at the time of any price change.

Multiquip reserves the right to quote and sell direct to Government agencies, and to Original Equipment Manufacturer accounts who use our products as integral parts of their own products.

SPECIAL EXPEDITING SERVICE

A \$35.00 surcharge will be added to the invoice for special handling including bus shipments, insured parcel post or in cases where Multiquip must personally deliver the parts to the carrier.

LIMITATIONS OF SELLER'S LIABILITY

Multiquip shall not be liable hereunder for damages in excess of the purchase price of the item with respect to which damages are claimed, and in no event shall Multiquip be liable for loss of profit or good will or for any other special, consequential or incidental damages.

LIMITATION OF WARRANTIES

No warranties, express or implied, are made in connection with the sale of parts or trade accessories nor as to any engine not manufactured by Multiquip. Such warranties made in connection with the sale of new, complete units are made exclusively by a statement of warranty packaged with such units, and Multiquip neither assumes nor authorizes any person to assume for it any other obligation or liability whatever in connection with the sale of its products. Apart from such written statement of warranty, there are no warranties, express, implied or statutory, which extend beyond the description of the products on the face hereof.

Effective: February 22, 2006

HERE'S HOW TO GET HELP

PLEASE HAVE THE MODEL AND SERIAL
NUMBER ON-HAND WHEN CALLING

MULTIQUIP CORPORATE OFFICE

18910 Wilmington Ave Tel. (800) 421-1244
Carson, CA 90746 Fax (800) 537-3927
Contact: mq@multiquip.com
Web: www.multiquip.com

MQ Power

1800 Water Ridge Rd. Tel. (800) 883-2551
Suite 500/600 Fax (972) 315-1847
Lewisville, TX 75057
Contact: mqpower@multiquip.com
Web: www.mqpower.com

MQ Parts Department

800-427-1244 Fax: 800-672-7877
310-537-3700 Fax: 310-637-3284

Service/Tech Support/Warranty

800-835-2551 Fax: 310-638-8046

© COPYRIGHT 2010, MULTIQUIP INC.

MQ Power and the MQ Power logo are registered trademarks of Multiquip Inc. and may not be used, reproduced, or altered without written permission. All other trademarks are the property of their respective owners and used with permission.

This manual MUST accompany the equipment at all times. This manual is considered a permanent part of the equipment and should remain with the unit if resold.

The information and specifications included in this publication were in effect at the time of approval for printing. Illustrations, descriptions, references and technical data contained in this manual are for guidance only and may not be considered as binding. Multiquip Inc. reserves the right to discontinue or change specifications, design or the information published in this publication at any time without notice and without incurring any obligations.

Further, MQ Power disclaims any warranties or guaranties, expressed or implied, with regards to the information contained in this manual.

Your Local Dealer is:

Manufactured for
Multiquip Inc.
by
DENYO CO., LTD, JAPAN[®]

