

**MQ MULTIQUIP**

# Mayco Concrete Pumps



**The most popular small line  
concrete pump available today.**

[www.multiquip.com](http://www.multiquip.com)

# Mayco C30HD Series Small Line Concrete Pump

Mayco's C30HD series has been in production for nearly 50 years and is still the most popular small line concrete pump available today.

This versatile piston pump will easily handle up to ½ inch minus aggregate and pump up to 25 cubic yards per hour. The C30HD series handles a variety of mix designs including harsh, stiff and low slump mixes.

A direct flow manifold with oversized valves assures maximum volume and minimizes the chance of blockages and cavitation.

The C30HD series is engineered to require only minimal maintenance and upkeep. All components are manufactured from the highest quality materials and built to exacting specifications to maximize service life.

Service is simplified by a central lubrication system that enables the operator to quickly grease every critical service point. A fully enclosed lube box provides positive lubrication and can be easily cleaned out.

**Mayco replacement parts are reasonably priced and readily available. Additionally, our nationwide network of dealers is ready to provide service and technical support no matter where your job is located.**




*The C30HD series is ideal for shotcrete applications of stiff, low slump mixes — swimming pools, ditch linings, soil stabilization, walls and more.*



Gas-powered unit: C30HDG


Diesel-powered unit: C30HDZ



# The original small line concrete pump — in continuous production since 1962!

Mayco pumps are designed to increase productivity and maximize profits.

- **Powerful engines** — 68 HP Zenith gasoline or 32 HP Deutz diesel engines. Smoothest running engines in the industry.
- **Heavy-duty centrifugal clutch** — for longer life.
- **Central lubrication system** — enclosed lubrication box provides clean, positive piston lubrication.
- **Remote controls** — hardwired 125 ft. cable or an optional wireless remote control.
- **All steel engine cover (hood)** — rugged design resists abuse.
- **Three-speed volume control** — enables the operator to control the flow.
- **E-Z Open™ Manifold** — hinged for quick access to seats, cylinders, and piston cups. Easy open reducer.
- **Longer frame** with fuel cell inside frame.
- **Full featured highway light package.**
- **Standard with each C30HD: 3" x 90° Elbow** — with heavy duty raised ends; **3" x 2" Reducer** — with heavy duty raised ends; **Two 3" adjustable snap couplings.**
- **Control box** features engine hour meter, temperature warning light, battery warning light.



*Innovative E-Z open hinged manifold and reducer; no special tools required for service or maintenance. 3" x 2" reducer is standard; swings up and away for easy travel and cleaning*



*The masonry contractor's favorite for nearly 50 years. Don't leave for a load-bearing, block fill job without it.*

## Pumping services prefer the C30HD series — profit-producing pump

- **Masonry grouting**
- **Shotcrete (wet gunning)**
- **Swimming pools**
- **Slope stabilization**
- **Channel lining — flood control**
- **Vault and crypt construction**
- **Lining — irrigation ditches & reservoirs**
- **Foundation work**
- **Slabs and basements**
- **Swimming pool decks and patios**
- **Cellular foam concrete**
- **Concrete pilings**
- **Column work**
- **Pressure grouting and mud jacking**



*Central lubrication system for quick and easy maintenance.*

# Specifications — C30HD Series Small Line Concrete Pump

## Performance

### Pumping Rate

25 cu. yds. (19 m<sup>3</sup>) per hour\*

### Maximum Aggregate Size

½" minus (12 mm)

### Vertical Pumping Height

150 ft. (46 m)\*

### Horizontal Pumping Distance

400 to 500 ft. (152 m)\*

### Concrete Piston Face Pressure

500 psi

## Engineering

### Engines

**C30HDG:** 68 HP Zenith Z416 Gasoline Fuel Injection

**C30HDZ:** 32 HP Deutz F2L2011 Diesel Powered

### Pump

Reciprocating piston

### Remote Cable

Standard

### Hopper Capacity

6 cu. ft. (.17 m<sup>3</sup>)

### Material Hose

2", 2½" (5 cm, 6.4 cm)

## Dimensions

### L x W x H

144 x 59 x 64.5 in. (366 x 149 x 164 cm)

### Weight

2,910 lbs. (1320 kg)

### Tire Size

7.35 - 14

## Optional Equipment

Air or electric vibrator mounted to hopper screen

Wireless remote with On/Off/E-Stop

Wetgun nozzle

Reducers

Steel pipe

Pipe bends

Couplings

Concrete/grout hose

3" Pintle ring or 2½" ball hitch

*\*Pumping distances shown are to be used as a guideline only. Maximum attainable distances, maximum aggregate size, and minimum slump are all dependent on the concrete mix design and pipeline diameter. Maximum output and distances cannot be achieved simultaneously.*

*All features and specifications are subject to change without notice.*

**We carry a complete line of hose, pipe, elbows, couplings, reducers and shotcrete accessories.**



**Shotcreting (wet gunning) with a stiff, low-slump shotcrete mix is all in a day's work for the Mayco C30HD.**

# Mayco LS300 concrete pump



- **Variable volume output** from 0 to 30 cubic yards per hour (0 to 23 m<sup>3</sup>/hr)
- **Designed to handle the larger ¾", 1" and up to 1½" aggregate (38 mm)**
- **Concrete piston face pressure of 800 psi (55 bar)**
- **Extremely versatile** — use for shotcrete, masonry block fill, slabs, footings, lightweight mixes
- **True reverse shuttle tube pumping** — for smoother operation
- **Full flow, cast steel shuttle-tube** for longer life
- **Hard faced wear components** for longer life and lower maintenance costs
- **Solid state Digital Control Panel**

## Innovative Digital Diagnostic Control Panel!

Mayco's innovative Patent-Pending Digital Control Panel (DCP) gives you instant information on all facets of the pump's operation. A digital readout gives clear status messages in English or Spanish, allowing the operator to quickly diagnose pumping problems.

The Digital Control Panel displays:

- Automatic volume control
- Battery voltage
- Emergency stop status
- Engine fuel and shutdown circuit
- Engine RPM
- Engine and pump hourmeter
- Fan belt breakage (shuts down operation)
- Flow control volume control circuit



- High engine temperature (shuts down operation) — LS300 only
- Low engine oil pressure (shuts down operation)
- Proximity switch circuit
- Stroke counter and yards per hour delivered
- Wireless circuit

The Digital Control Panel also senses the pump's electrical status, instantly pinpointing any electrical component:

- Accumulator dump valve
- Main A/Main B circuit
- Shutdown circuit
- Swing circuit

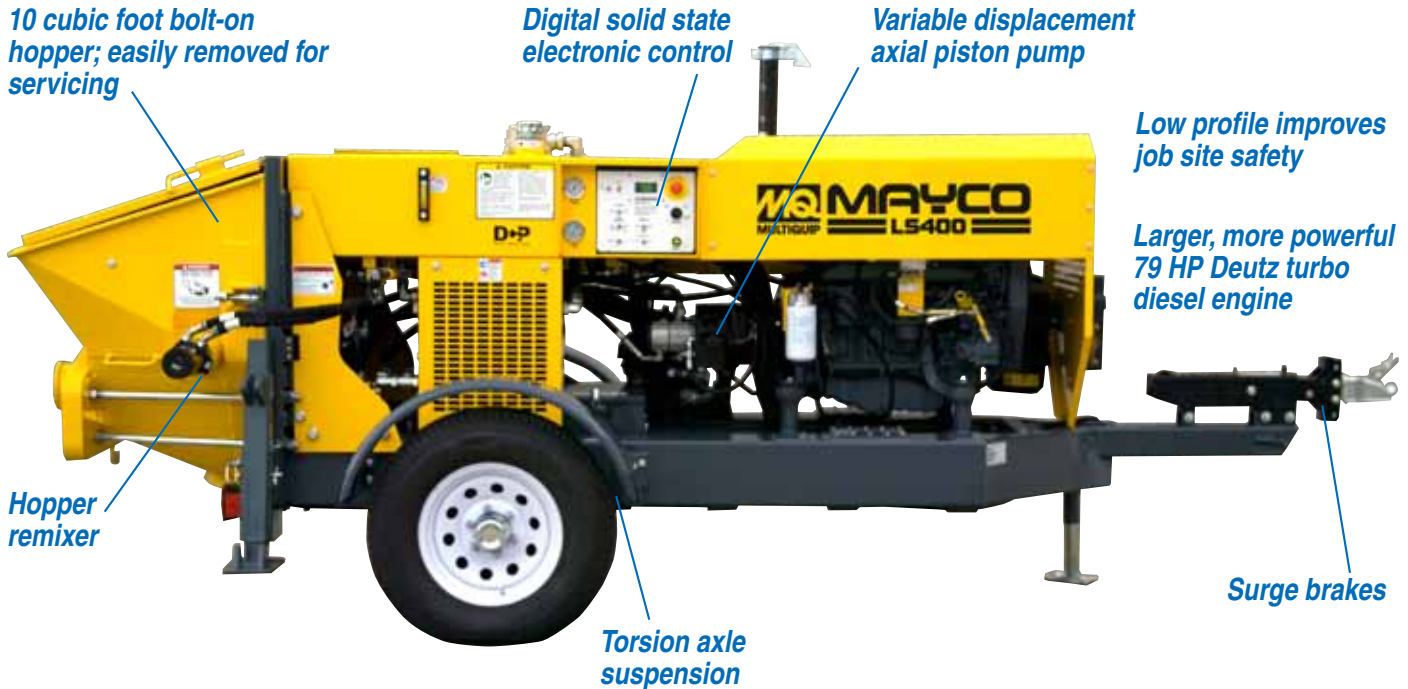
The Digital Control Panel meets all ANSI/ASAE EP455 standards:

- Overvoltage protection
- Reverse polarity protection
- Shock resistant
- Thermal protection up to 185°F
- Short circuit protection

**DCP**  
DIGITAL CONTROL PANEL

# Mayco LS400 and LS500 Mid-range concrete pumps

## The economical way to place up to 1½" aggregate concrete pump mixes.



- Volume output from 0 to 50 cubic yards (41 m<sup>3</sup>) per hour (LS500 model)
- Shotcreting (wetgunning)
- Slabs
- Decks
- Footings
- Chemical/organic slurries
- Compaction grouting



### Features

- Remixer/agitator hopper — standard
- Engine cover (hood) standard
- Versatility — handles low cement/sand mixes up to 1½" aggregate
- Easily removed hopper for quick maintenance
- Infinite volume control
- Extra-heavy duty main frame
- Solid state Digital Control Panel
- Reverse pumping for instant response and smoother operation
- Hydraulic surge brakes
- Exclusive full-flow shuttle-tube concrete valve — more efficient operation
- One-man operation — simple controls

### Options

- Wireless remote control
- Air or electric vibrators for hopper screen
- Hydraulic rear outriggers



The LS500, with its powerful ability to handle the toughest shotcrete mixes, enables a swimming pool contractor to apply shotcrete to two pools a day.

# Mayco LS600 concrete pump



## The contractor's choice.

- Volume output from 0 to 60 cubic yards (54 m<sup>3</sup>) per hour
- Shotcreting (wetgunning)
- Slabs
- Decks
- Footings
- Chemical/organic slurries
- Compaction grouting



Shotcreting (wet gunning) with a stiff, low slump mix, is just one of the many uses for the LS600 concrete pump.



Low slump? Tough, rocky mixes? Hard to reach areas? The versatile LS series hydraulic concrete pumps handle it all!

## Features

- Concrete piston face pressure — 1100 psi (69 bar)
- Engine cover (hood) standard
- Versatility — handles low cement/sand mixes up to 1½" aggregate
- Remixer/agitator hopper — standard
- Easily removed hopper for quick maintenance
- Infinitely variable volume control from 0 to 60 cubic yards per hour
- Heavy duty Deutz 99 HP diesel engine
- True reverse pumping for instant response and smoother operation
- Solid State Digital Control Panel
- Exclusive full-flow shuttle-tube concrete valve — more efficient operation
- One-man operation — simple controls

## Options

- Wireless remote control
- Air or electric vibrators for hopper screen
- Hydraulic rear outriggers



Long distances? Big slab? Low slump footings? Take a look at the new LS series concrete pumps.

# Mayco Concrete Pumps

	LS300	LS400	LS500	LS600
<b>PERFORMANCE</b>				
Volume Output — yds. <sup>3</sup> /hr. (m <sup>3</sup> /hr)‡	0 to 30 (0 to 23)	0 to 40 (0 to 30)	0 to 50 (0 to 38)	0 to 60 (0 to 46)
Maximum aggregate size — in. (mm)‡	1½" (38)	1½" (38)	1½" (38)	1½" (38)
Vertical pumping distance — ft. (m)‡	200 (61)	300 (91)	300 (91)	300 (91)
Horizontal pumping distance — ft. (m)‡	800 (243)	1,000 (305)	1,000 (305)	1,000 (305)
Maximum concrete pressure — PSI (bar)‡	800 (55)	1,100 (76)	1,100 (76)	1,100 (76)
<b>ENGINE</b>				
Engine, HP (kW)	Deutz turbo diesel TD2009 — 67 (50)	Deutz turbo diesel BF4L2011F — 79 (59)	Deutz turbo diesel BF4L2011F — 79 (59)	Deutz turbo diesel BF4L914 — 99.5 (74)
Concrete cylinders — in. (mm)	6x24 (152x610)	6x36 (152x915)	6x36 (152x915)	6x36 (152x915)
Hydraulic cylinders — in. (mm)	3x24 (76x610)	3x36 (76x915)	3x36 (76x915)	3x36 (76x915)
Engine cover (hood)	Standard	Standard	Standard	Standard
Hydraulic oil capacity — gal. (liter)	33 (125)	58 (219)	58 (219)	58 (219)
Hydraulic oil cooler	Standard, with fan	Standard, with fan	Standard, with fan	Standard, with fan
Pump outlet — in. (mm)	5 (127) HD	5 (127) HD	5 (127) HD	5 (127) HD
Hopper remixer	N/A	Standard	Standard	Standard
Hopper height — in. (mm)	43 (1092)	42 (1067)	42 (1067)	42 (1067)
Hopper capacity — cu.ft. (liter)	10 (283)	10 (283)	10 (283)	10 (283)
Fuel tank capacity — gal. (liter)	16 (61)	40 (151)	40 (151)	40 (151)
Brakes	Hydraulic surge	Hydraulic surge	Hydraulic surge	Hydraulic surge
<b>DIMENSIONS</b>				
LxWxH — in. (cm)	155x67x54 (394x170x137)	172x67x54 (437x170x137)	172x67x54 (437x170x137)	172x67x54 (437x170x137)
Weight without fuel — lb. (kg)	3,750 (1701)	4,760 (2159)	4,760 (2159)	5,190 (2354)
<b>OPTIONS</b>				
	Remote radio control • Hopper screen vibrator • Hydraulic rear outriggers (not available on LS300)			

© COPYRIGHT 2011, MULTQUIP INC.



## Exclusive Mayco Wireless Radio Remote

- Rugged design
- Weatherproof
- On/off/true reverse/volume control remote functions
- Emergency stop button
- Frequency hopping for maximum reliability

‡ Pumping distances shown are to be used as a guideline only. Maximum attainable distances, maximum aggregate size, and minimum slump are all dependent on the concrete mix design, pipeline diameter, and other jobsite conditions. Maximum output and distances cannot be achieved simultaneously.



Your Multiquip dealer is:



**MULTIQUIP INC.**  
 POST OFFICE BOX 6254  
 CARSON, CA 90749  
 310-537-3700 • 800-421-1244  
 FAX: 310-537-3927  
 E-MAIL: mq@multiquip.com  
 www.multiquip.com