



Concrete Vibrators



Flex-shaft, high-cycle and Micon computer-controlled



Flex-shaft concrete vibrators

Multiquip flex-shaft concrete vibrators are designed to work in medium to high-slump concrete. Typical applications include small pours, slabs driveways, stem walls and footings. Our complete product line-up enables you to build the ideal vibrator assembly for your application.

- **Electric Vibrator Motors** – Choose from 1HP, 2HP or 3HP models. Universal motors allow operation at either 50 or 60Hz and selected models are available in 240V configurations.
- **Gasoline-Powered Vibrator Motors** – Ergonomically designed backpack vibrator allows convenient operation of steel or rubber heads. Stationary vibrator motors are designed with swivel mounts for improved mobility around the job site.
- **Flexible Shafts** – Eight different shaft lengths are available ranging in size from 2- to 21-feet.
- **Steel Vibrator Heads** – Seven different models available in diameters ranging from 7/8" to 2 5/8".
- **Rubber Vibrator Heads** - Four different rubber head models range in size from 1 7/8" to 2 3/4" are ideal for high production work and epoxy coated rebar.
- **Quick-Disconnect Coupler** makes setup on the job site fast and easy.



Model BP25H
"Backpack" motor
2.1 HP Honda engine

*Shaft and head
sold separately.*

- **Ergonomic design** with swivel shaft connection.
- **Compatible with entire range of steel heads and all rubber heads** except 2 3/4" long type rubber head.
- **Quick disconnect knob** for easy shaft removal
- **Powered by 2.1HP Honda 4-stroke engine** with gear reduction for more torque than direct-drive models.

Gasoline Drive Motor



G55H Vibrator Motor

- **Ideal for work in remote areas**
- **Honda 4.8 HP engine.**
- **Swivel mount** offers 360° rotation

There's a size and model for every application...

Two shaft diameters and seven power heads allow you to match the equipment to the job.

Model 900
7/8" x 14 1/2"

Model 1000
1 1/16" x 13 7/8"

Model 1300
1 3/8" x 15 1/2"

Model 1400
1 3/8" x 15 1/4"

Model 1700
1 1/16" x 15"

Model 2100
2 1/8" x 13 3/4"

Model 2600
2 5/8" x 13 3/4"

Use with 314V shafts

Use with FS shafts

Inner core is wound from high carbon spring wire to resist unraveling and stretching

Available shaft lengths: 2', 5', 7', 10', 12', 14', 18', 21'

Coiled flat wire reinforcement keeps the shaft from kinking

Forged eccentrics mounted on high speed ball bearings

Double seals on shaft end

Round head radiates vibrations in all directions

Case hardened tip for extra durability

Extra thick shell (up to 0.280") resists wear

Industry's strongest outer casing constructed of steel flat wire covered by alternating layers of wire mesh, fabric and rubber

Large vibration isolated handles protect the motor and operator

Quick disconnect knob for easy shaft removal

Flow-through ventilation reduces contamination by taking in air from the rear of the motor

Cassette-style motor improves durability and performance by minimizing friction and enabling the motor to maintain optimum RPM. Models range from 1 to 3 HP.



Flex-shaft concrete vibrators — Specifications

Electric Drive Motors

Model	Amps	Voltage/Frequency	HP (kW)**	RPM	Weight	Required Shaft
CV1*	10	120v 50/60 Hz	1 (1.2)	16,000	11 (5)	314V
CV2*	15	120v 50/60 Hz	2 (1.8)	18,000	13 (6)	FS
CV2E*	7.5	240v 50/60 Hz	2 (1.8)	18,000	13 (6)	FS
CV3*	20	120v 50/60 Hz	3 (2.4)	19,250	14 (6)	FS
CV3E*	10	240v 50/60 Hz	3 (2.4)	19,250	14 (6)	FS

Gasoline Drive Motors

Model	Engine	Engine Type	HP (kW)**	Fuel Capacity gal. (l)	Weight lb. (kg)	Required Shaft
G55H*	Honda GX-160	4-Stroke	4.8 (3.6)	.95 (3.6)	74 (33)	FS
BP25H*‡	Honda	4-Stroke	2.1 (1.6)	.16 (0.6)	24 (11)	FS

‡ BP25H should not be used with shafts less than 10 ft. in length.

Vibrator Heads

Model	Head Type	Diameter in. (mm)	Length in. (cm)	Weight lb. (kg)	Required Shaft	Required Drive Motor
900HD	Steel	7/8 (22)	14 1/2 (37)	2.1 (1)	314V	CV1
1000HD	Steel	1 1/16 (27)	13 3/8 (35)	2.8 (1.3)	314V	CV1
1300HD	Steel	1 3/8 (35)	15 1/2 (39)	5.1 (2.3)	314V	CV1
1400HD	Steel	1 3/8 (35)	15 1/4 (39)	5.2 (2.4)	FS	BP25H, CV2, CV3, G55H
1700HD	Steel	1 11/16 (43)	15 (38)	6.4 (2.9)	FS	BP25H, CV2, CV3, G55H
2100HD	Steel	2 1/8 (54)	13 3/4 (34)	9.4 (4.3)	FS	BP25H, CV2, CV3, G55H
2600HD	Steel	2 5/8 (67)	13 3/4 (34)	13.4 (6.1)	FS	BP25H, CV3, G55H

314V-Series Flexible Shafts

Requires CV1 Drive Motors

Model	Length ft. (m)	Weight lb. (kg)
314V2	2 (0.6)	3 (1.3)
314V5	5 (1.5)	5 (2.4)
314V7	7 (2.1)	6 (2.9)
314V10	10 (3)	9 (4.0)
314V12	12 (3.7)	10 (4.8)
314V14	14 (4.3)	11 (5.1)
314V18	18 (5.5)	15 (6.9)
314V21	21 (6.4)	18 (8.3)

FS-Series Flexible Shafts

Requires BP25H, CV2, CV3, G55H Drive Motors

Model	Length ft. (m)	Weight lb. (kg)
FS3	3 (0.9)	5 (2.3)
FS5	5 (1.5)	8 (3.8)
FS7	7 (2.1)	11 (5)
FS10	10 (3)	16 (7.2)
FS12	12 (3.7)	18 (8)
FS14	14 (4.3)	20 (9)
FS18	18 (5.5)	24 (10.8)
FS21	21 (6.4)	28 (12.7)

Accessories

- CS1.....Carrying Strap
- CON-SM.....Adapts CV-Motors to Mikasa ESV and ESW flexible shafts
- CON-MS382VAdapts Mikasa Motors to FS flexible shafts
- CON-MS314V.....Adapts Mikasa Motors to 314V flexible shafts
- 13785-501FS Ball bearing quick disconnect
- 13883-501Shaft coupler for extending 382V shafts (maximum total length not to exceed 35 feet)
- FSCShaft coupler for extending FS shafts (maximum total length not to exceed 35 feet)

Maximum Shaft Lengths

Model	Shaft	Head/Model	Max. Shaft Length ft.
CV1/BP25H	314V	900HD 1000HD 1300HD	21
CV2/BP25H	FS	1400HD 1700HD	28
CV2/BP25H	FS	2100HD	21
CV3/BP25H/G55H	FS	1400HD 1700HD 2100HD 3600HD	35***

*Notes:

CV1 — Includes quick disconnect coupler (p/n 36249) and spindle (29957-001) for 314V flexible shafts.

CV2(E), CV3(E), BP25H, G55H — Includes quick disconnect coupler (p/n 36248) and spindle (25013-001) for FS flexible shafts.

** Engine power ratings are calculated by the individual engine manufacturer and the rating method may vary among engine manufacturers. MultiQuip Inc. and its subsidiary companies makes no claim, representation or warranty as to the power rating of the engine on this equipment and disclaims any responsibility or liability of any kind whatsoever with respect to the accuracy of the engine power rating. Users are advised to consult the engine manufacturer's owners manual and its website for specific information regarding the engine power rating.

*** Requires shaft coupler for FS (p/n FSC)



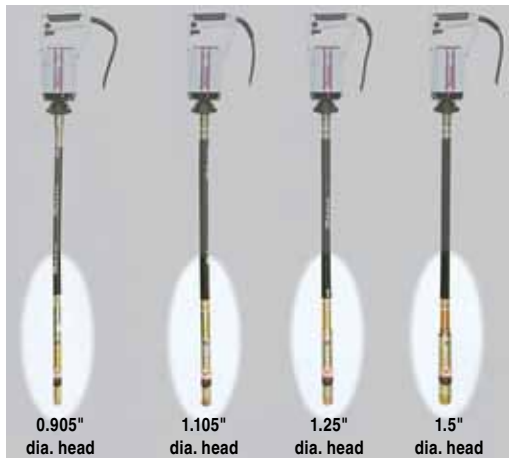
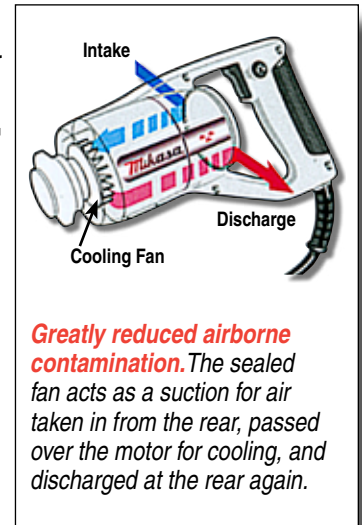


MGX-Series Concrete Vibrators



Ideal for short pours, walls, footings, the MGX series handheld vibrators provide exceptional power in a lightweight, user-friendly package.

- Lightweight aluminum motor case.
- Durable, high performance 120V universal motors.
- Vibration dampening handle reduces operator fatigue.
- Four head sizes available — 0.9", 1.1", 1.25" and 1.5" diameter.



DOUBLE INSULATED — NO GROUND NECESSARY

MGX-Series Specifications

120 Volt Models	Amps 120V (240V)	Watts	Head in. (mm)	Shaft Dia. in. (mm)	Amplitude in. (mm)	Frequency Hz (vpm)	Shaft Length ft. (m)	Overall Length ft. (m)	Motor Weight lb. (kg)	Shaft/Head Weight lb. (kg)	Total Weight lb. (kg)
MGX12325	3.8 (2.1)	280	.905 (23)	.79 (20)	.047 (1.2)	12,000 to 15,500 (200 to 258)	8.2 (2.5)	9.5 (2.9)	6.4 (2.9)	5.07 (2.3)	11.5 (5.2)
MGX12810	3.8 (2.1)	280	1.10 (28)	.98 (25)	.070 (1.8)	12,000 to 15,500 (200 to 258)	3.2 (1.0)	4.7 (1.4)	6.4 (2.9)	3.08 (1.4)	9.5 (4.3)
MGX12825	3.8 (2.1)	280	1.10 (28)	.98 (25)	.070 (1.8)	12,000 to 15,500 (200 to 258)	8.2 (2.5)	9.5 (2.9)	6.4 (2.9)	5.07 (2.3)	11.5 (5.2)
MGX13225	3.8 (2.1)	280	1.25 (32)	.98 (25)	.075 (1.9)	12,000 to 15,500 (200 to 258)	8.2 (2.5)	9.5 (2.9)	6.4 (2.9)	3.08 (1.4)	9.5 (4.3)
MGX13810	3.8 (2.1)	280	1.5 (38)	.98 (25)	.079 (2.0)	12,000 to 15,500 (200 to 258)	3.2 (1.0)	4.7 (1.4)	6.4 (2.9)	5.07 (2.3)	11.5 (5.2)
MGX13825	3.8 (2.1)	280	1.5 (38)	.98 (25)	.079 (2.0)	12,000 to 15,500 (200 to 258)	8.2 (2.5)	9.5 (2.9)	6.4 (2.9)	3.08 (1.4)	9.5 (4.3)

Replacement Motors

MGX1	120V
MGX2	240V

Replacement Heads and Shafts

MGX2325	.9 in (23mm) 8.2 ft (2.5m)	MGX2825	1.1 in (28mm) 8.2 ft (2.5m)	MGX3810	1.5 in (38mm) 3.2 ft (1m)
MGX2810	1.1 in (28mm) 3.2 ft (1m)	MGX3225	1.25 in (32mm) 8.2 ft (2.5m)	MGX3825	1.5 in (38mm) 8.2 ft (2.5m)

MGX-Series vibrators are sold as complete assemblies. Motor and head shaft assemblies available separately. It is recommended that shaft installation be performed in a shop environment.



High-cycle concrete vibrators

Multiquip's High-Cycle Vibrators are designed for use in low-slump concrete where consistent power is needed to liquefy and move a stiff mix into corners and around rebar, or for any job where extended length vibrators are required.

High-cycle vibrators (180 Hz) use a special three-phase, low-induction electric motor, located within the vibrating head.

This close coupling translates into high efficiency—Mikasa

High-Cycle Vibrators retain at least 95% of their power under load. Productivity is maximized due to the high centrifugal force and high frequency of the units.



Mikasa High-Cycle Concrete Vibrators

Model	Head Diameter	Head Length	Hose Length	Cord Length	Amps	Centrifugal Force	Amplitude in. (mm)	VPM	Weight
FXA50A4	2"	16½"	13.1 ft.	33 ft.	2	714 lb.	.075 (1.9)	10,800	36 lb.
FXA50A6	2"	16½"	20 ft.	33 ft.	2	714 lb.	.075 (1.9)	10,800	55 lb.
FXA60A4	2¾"	19¼"	13.1 ft.	33 ft.	4.5	1,600 lb.	.079 (2.0)	10,800	42 lb.
FXA60A6	2¾"	19¼"	20 ft.	33 ft.	4.5	1,600 lb.	.079 (2.0)	10,800	65 lb.

High-Cycle Extension Cords

- 180EC50 — 50 ft. 12 gauge — 13 lb.
- 180EC100 — 100 ft. 12 gauge — 25 lb.

High Cycle Generator

Simultaneously produces both 60 and 180 Hz power

The only choice for dual-use portable power.

Simultaneously produces standard 60 Hz power and 180 Hz power for "high-cycle" concrete vibrators. No other high-cycle generator is this versatile.

- Rugged control panel withstands rough handling
- Powers up to three Multiquip 2" high-cycle vibrators or two of our 2¾" vibrator heads (varies according to current requirements).
- Lifting bail standard — hinged design lays flat when not in use.
- Engine — powered by an 9.5 HP Honda GX-Series with low oil shutdown.



60 Hz Single Phase Output	
Maximum Watts	4 kW
Continuous Watts	3.6 kW
Voltage	120/240
Max./Cont. Amps @ 120V	33.3 / 16.6
Max./Cont. Amps @ 240V	30 / 15
180 Hz Three Phase Output	
Continuous Watts	5 kVA
Voltage	240
Cont. Amps @ 240V	12.5

Engine	
Engine Model	Honda GX-340
Horsepower (kW)*	9.5 (7.1)
Low Oil Shutdown	Standard
Fuel Capacity gal. (litr)	4.0 (19)
Automatic Idle Control	Standard
Dimensions and Weight	
Dimensions in. (mm)	28.34 x 22.04 x 21.25 (720 x 560 x 540)
Dry Weight lb. (kg)	235 (107)

* Engine power ratings are calculated by the individual engine manufacturer and the rating method may vary among engine manufacturers. Multiquip Inc. and its subsidiary companies makes no claim, representation or warranty as to the power rating of the engine on this equipment and disclaims any responsibility or liability of any kind whatsoever with respect to the accuracy of the engine power rating. Users are advised to consult the engine manufacturer's owners manual and its website for specific information regarding the engine power rating.



Micon high-cycle vibrators

Multiquip's Computer-Controlled Micon Concrete Vibrators are perfect for "zero" slump concrete applications, providing a higher level of consistent frequency than any other vibrator on the market today.

Multiquip—the first with computer-controlled concrete vibrators. Conventional concrete vibrators have noticeably reduced motor RPM and frequency as soon as they are placed in the concrete. Multiquip's Micon controller immediately sends more power to the head when it senses resistance that could cause the vibrator to slow down, ensuring that higher RPM and frequency are maintained throughout the vibrating process.

Our patented vibrators maintain optimum frequency under virtually any slump condition; customers report from 20% to 30% greater frequency with far less operator strain.

The Micon controller constantly monitors and controls the motor to protect it from failure due to current surge, broken wires or short circuits. Burnt motors have been virtually eliminated.



VHB Series. The Micon is now available with a rigid extension on the vibrating head to facilitate easier placement in difficult job site conditions. Instead of relying on the handling hose to place the vibrator head, the VHB series allows the operator to control placement up to 6

ft. away. This is effective in situations such as seismic fortification, where increased slumps and higher concentrations of rebar are required, and also for use with sloping form faces.



Micon high-cycle vibrators – Specifications

MICON HIGH-CYCLE VIBRATORS VH

Model	Head diameter in. (mm)	Head length in. (mm)	Hose length ft. (m)	Cord length ft. (m)	Voltage	Amps	Cycle Hz	Amplitude in. (mm)	Vibration VPM	Shipping weight lb. (kg)
VH-32A-4M	1.25(32)	14.6(375)	13.1(4)	65(20)	58	3	400	.066(1.7)	12,000	28(12.7)
VH-42A-4M	1.67(43)	13.5(347)	13.1(4)	65(20)	58	5	400	.078(2.0)	12,000	31(14.0)
VH-52A-4M	2(52)	14.3(366)	13.1(4)	65(20)	58	7	400	.090(2.3)	12,000	34(15.4)
VHW-62A-4M	2.4(61)	16.9(433)	13.1(4)	65(20)	58	10	360	.098(2.5)	10,800	44(19.9)
VHW-72A-4M	2.8(72)	15.6(400)	13.1(4)	65(20)	58	11	360	.082(2.1)	10,800	50(22.6)
VH-32A-6M	1.25(32)	14.6(375)	19.6(6)	65(20)	58	3	400	.066(1.7)	12,000	33(15)
VH-42A-6M	1.67(43)	13.5(347)	19.6(6)	65(20)	58	5	400	.078(2.0)	12,000	36(16)
VH-52A-6M	2(52)	14.3(366)	19.6(6)	65(20)	58	7	400	.090(2.3)	12,000	39(18)
VHW-62A-6M	2.4(61)	16.9(433)	19.6(6)	65(20)	58	10	360	.098(2.5)	10,800	49(22)
VHW-72A-6M	2.8(72)	15.6(400)	19.6(6)	65(20)	58	11	360	.082(2.1)	10,800	54(25)

MICON EXTENSION CORDS AND PLUG SETS

Model	Description	Length ft. (m)	Weight lbs (kg)
VHEC100	MICON Extension Cord for the VH Vibrator Models (32A, 42A & 52A)	100(30.5)	13(6)
VH-PS	Male/Female Plug Set for the VHEC100 Extension Cord	n/a	1(.45)

MICON HIGH-CYCLE VIBRATORS VHB

Model	Head diameter in. (mm)	Head length in. (mm)	Head ext. length ft. (m)	Hose length* ft. (m)	Cord length ft. (m)	Voltage	Amps	Cycle Hz	Centrifugal force	Vibration VPM	Shipping weight lb. (kg)
VHB-32A-4M	1.25(32)	14.6(375)	5.6(1.7)	13.1(4)	65(20)	58	3	400	221	12,000	16(7.2)
VHB-42A-4M	1.67(43)	13.5(347)	5.7(1.7)	13.1(4)	65(20)	58	5	400	595	12,000	20(8.9)
VHB-52A-4M	2(52)	14.3(366)	5.7(1.7)	13.1(4)	65(20)	58	7	400	794	12,000	21(9.7)
VHB-62A-4M	2.4(61)	2.4(61)	5.7(1.7)	13.1(4)	65(20)	58	10	360	1103	10,800	28(12.7)
VHB-72A-4M	2.8(72)	15.6(400)	5.7(1.7)	13.1(4)	65(20)	58	11	360	1345	10,800	29(13)

MICON CONTROLLERS

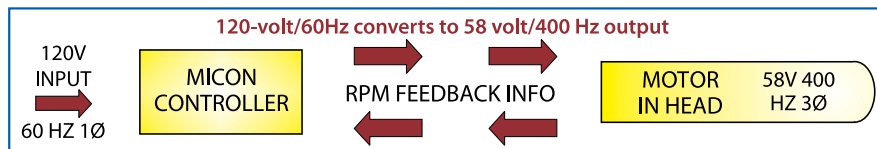
Model	No. of receptacles	Electrical Requirements				Electrical Output				LxWxH in. (mm)	Weight lbs. (kg)
		Voltage	Phase	Amps	Cycle (Hz)	Voltage	Phase	Amps	Cycle (Hz)		
VC-1A	1	120 VAC	1	10	60	58	3	7.0	400	10 x 13 x 10(25 x 33 x 25)	13(5.8)
VC-2B	2	120 VAC	1	20	60	58	3	14	400	17 x 13 x 11(43 x 33 x 28)	22(9.9)

 **VC-1A CONTROLLER** powers any **ONE** of these vibrators:

-  **VH-32** (1.25")
-  **VH-42** (1.67")
-  **VH-52** (2")

 **VC2B CONTROLLER** powers any **TWO** of these vibrators:

-  **VH-32** (1.25")
-  **VH-42** (1.67")
-  **VH-52** (2")



The Micon controller uses standard 120 volt, 60 cycle current; it converts this to 58 volt, 400 cycle current for use by the vibrator motor. The controller receives constant feedback information from the motor, allowing it to supply the exact amount of power required to maintain the optimum head RPM in relation to the slump of the concrete.

Your Multiquip dealer is:

All features and specifications are subject to change without notice.
Rev. (01-12_BD)

Connect with us on



MULTIQUIP INC.
POST OFFICE BOX 6254
CARSON, CA 90749
310-537-3700 • 800-421-1244
FAX: 310-537-3927
E-MAIL: mq@multiquip.com
www.multiquip.com