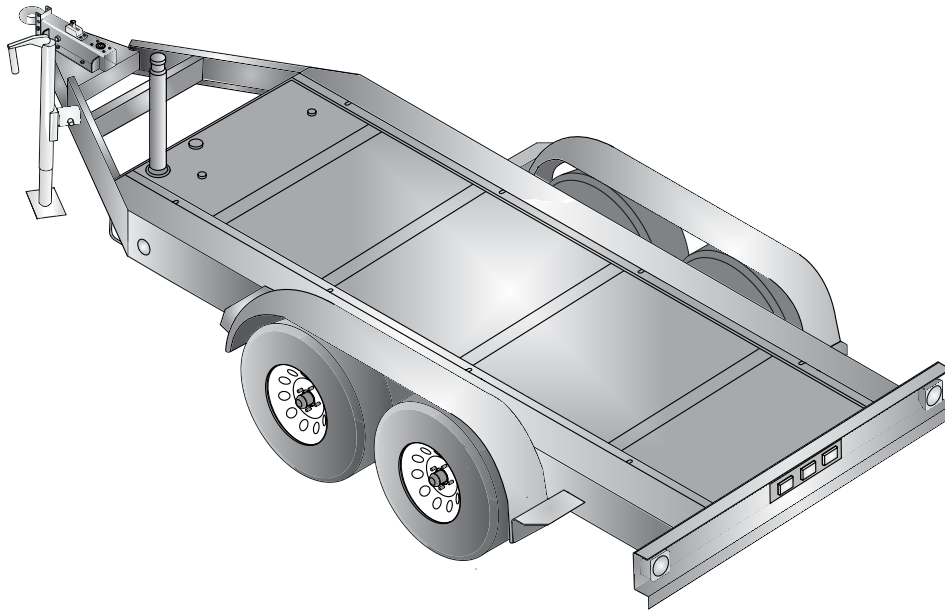




TRLR180XF

MQ POWER Tandem Axle Trailer



TRLR180XF Technical Data

Gross Vehicle Weight Rating (GVWR) — 12,000 lbs (5,443 kg)	Tire Size — ST235/80R16 LR-E
Gross Axle Weight Rating (GAWR) — 7,000 lbs (3,175 kg) (ea.)	Wheel Bolt Pattern — 8 Lug on 6.5 in
Actuator Rating — 12,500 lbs (5,670 kg)	Tire Load Rating — 3,500 lbs/1,588 kg (ea.)
Coupler Rating — See coupler options on back page	Dimensions (LxWxH) — See back page

STANDARD TRAILER EQUIPMENT

- Fits MQ Power Generator Models DCA150SSCU and DCA180SSCU
- Tandem-axle Design with Leaf Spring Suspension
- H.D. Welded Steel Frame Construction
- Structural Channel for Generator Mounting and Support
- Integral Fuel Cell; Single-wall Steel Design, 210-Gallon Capacity
- Replaceable, Bolt-on Hydraulic Brake Actuator
- Surge Hydraulic-actuated Drum Brakes (all axles)
- Hydraulic Uni-servo Drum Brakes with Free-backing Plates-12-inch Cluster
- D.O.T. Steel Brake Lines, Brass Tees and Rubber Hydraulic Brake Hoses
- 4-hole Channel Allows 3-position, Adjustable Coupler Height; 4-inches O/A
- Tongue Mounted Swivel Jack with Flat Disc-foot (rated 5,000 pound lift)
- Replaceable Bolt-on Steel Fenders
- High-gloss Enamel Coated Frame, Channel, Actuator and Fenders
- D.O.T. Approved Tail Lamps, Stop Lamps, Turn Signal Lamps, Side Marker Lamps
- Weatherproof, Rubber Armored, 3-piece Trailer Light Wiring Harness

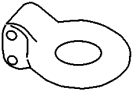
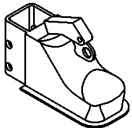


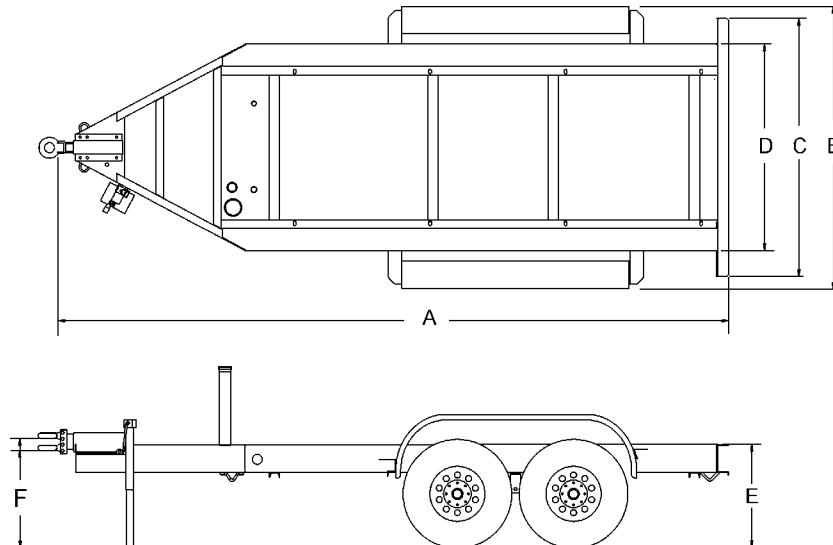
TRLR180XF

MQ POWER Tandem Axle Trailer

OPTIONAL TRAILER EQUIPMENT

- Bolt-on Electric Brake Coupler Plate with Electric-actuated Drum brakes (all axles)
- Electric Breakaway Safety Device (electric-actuated brakes)
- Adjustable 2 5/16-inch Ball Coupler
- Adjustable 3-inch Pintle-eye Coupler
- Rear Stabilizer Stands
- Tongue-Mounted Utility Storage Box
- Anti-Theft Wheel Lock
- Spare Tire with Locking Mount

Coupler Options	
3" PINTLE EYE 20,000 lbs	
#EE36264	
2-5/16" BALL COUPLER 14,000 lbs	
#EE43253	



Trailer Weight	
Without fuel	With fuel
2,580 lbs. (1,170 kg)*	4,119 lbs. (1,870 kg)*

* Weight is approximate

Trailer Dimensions						
A	B	C	D	E	F	
					Min	Max
204 in.	86.5 in.	75 in.	62 in.	25.2 in.	22.3 in.	26.3 in.

Your Multiquip dealer is:

