



PRODUCT OVERVIEW

**COMPACTION • GENERATORS • WELDERS • LIGHTING
DEWATERING PUMPS • CONCRETE & MASONRY EQUIPMENT**



TABLE OF CONTENTS

RAMMERS 3

VIBRATORY PLATES 4

REVERSIBLE PLATES 5

BATTERY-POWERED COMPACTION 6

TRENCH ROLLERS 7

ASPHALT ROLLERS 8

GASOLINE GENERATORS 9

DIESEL GENERATORS 10

WELDER/GENERATORS 11

LIGHTING SOLUTIONS 12

CENTRIFUGAL PUMPS 16

DIAPHRAGM PUMPS 18

SUBMERSIBLE PUMPS 19

WATER TRAILERS 21

MIXERS 22

POWER BUGGIES 23

CONCRETE VIBRATORS 24

REBAR CUTTERS 25

REBAR BENDERS 26

CONCRETE SCREEDS 27

POWER TROWELS 28

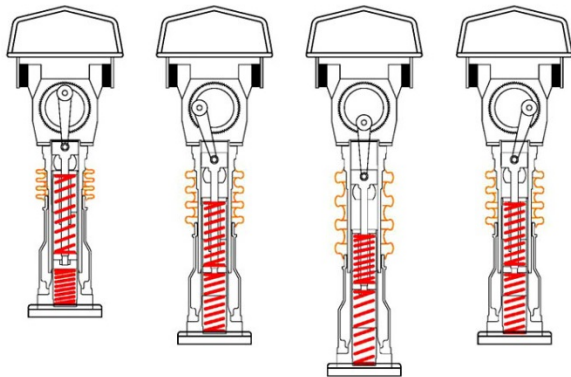
RIDE-ON TROWELS 29

CHEMICAL SPRAYING SYSTEMS 30

RAMMERS

Trade Names: Jumping jack, tamper, packer
MQ Mikasa

HOW DO RAMMERS WORK?



Rammers use a crank gear and connecting rod to compress springs located in the lower end of the unit. This results in **HIGH** amplitude, **LOW** frequency **IMPACT** that consolidates material, removes air pockets and increases load bearing ability.

Who uses rammers?

Underground and general contractors, municipalities, landscapers, utilities

What soil type is ideal for rammers?

Ideal for compacting cohesive soils, but not suited for granular material

Where are rammers needed?

Trench compaction, confined areas, utility construction, cemeteries, plumbing and landscaping

What else may the customer need?

Users may require transit levels, shovels, cut-off saws, safety equipment, skid steers, mini-excavators and water trailers



Model MTX70HD shown

Let's Talk Rammers.

1. **Selection** - Multiquip offers 6 different models including narrow trench rammers
2. **EarthSmart** - Emission-free option of Honda battery powered rammer at 165 pounds
3. **Ergonomics** – Vibration dampening of handle and well balanced design reduce operator fatigue
4. **Reliable starting** – Honda Engines
5. **Reduced down time** – MTX-Series rammers feature cyclonic air filters with two-stage pre-cleaners
6. **Simple operation** – A single lever controls throttle, start/stop and fuel shut-off function

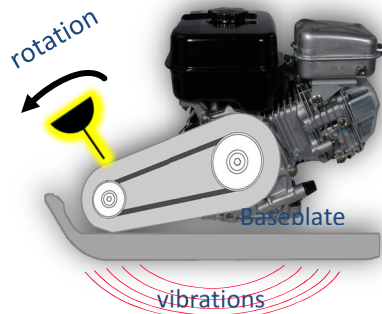
DID YOU KNOW? Narrow trench shoes are available as options.

Learn more! Download MQ Rammer brochure or the MQ Soil Compaction Handbook at www.multiquip.com

VIBRATORY PLATES

Trade names: Plate, Forward plate, tamper, compactor, MQ Mikasa

HOW DO VIBRATORY PLATES WORK?



Forward plate compactors use a v-belt drive to turn a rotating eccentric shaft mounted on the baseplate to compact and generate forward momentum. The result is **LOW** amplitude, **HIGH** frequency **VIBRATION** that consolidates the material, removes air pockets and increases load bearing ability.

Who uses plate compactors?

Asphalt, underground, concrete and general contractors; municipalities, landscapers, utilities

What soil types are best for plates?

Granular material and asphalt

Where are plates needed?

Site preparation, asphalt patching, confined areas, utility construction, paving stone, residential, plumbing and landscaping

What else may the customer need?

Users may require transit levels, shovels, cut-off saws, paving stone mats, safety equipment, skid steers, mini-excavators and water trailers



Model MVC88VTHW shown

Let's Talk Plates.

1. **Selection** - Multiquip offers 10 different models including paver plates
2. **EarthSmart** - Emission-free option Honda battery powered plate at 14" wide
3. **Ergonomics** – Vibration dampened handle minimizes vibration to the operator and reduces fatigue
4. **Reliability** – Honda engines assure easy starting
5. **Water tanks** – Self-contained, easily removed without tools, features a tethered fill cap and no external water lines
6. **Easy clean up** – Open base plate design should permit easy clean up and not trap rocks or debris

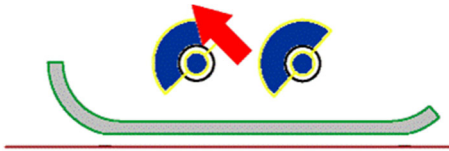
DID YOU KNOW? Paving stone mats and wheel kits are available for MVC88- Series plates.

Learn more! Download plate compactor brochure or the MQ Soil Compaction Handbook at www.multiquip.com

REVERSIBLE PLATES

Trade names: Plate, Reversible plate, tamper, compactor, MQ Mikasa

HOW DO REVERSIBLE PLATES WORK?



Reversible plate compactors use a hydraulic drive to adjust twin rotating eccentric shaft mounted on the baseplate. The positioning of the weights allows forward, reverse or spot compaction. The result is **LOW** amplitude, **HIGH** frequency **VIBRATION** that consolidates the material, removes air pockets and increases load bearing ability.

Who uses plate compactors?

Asphalt, underground, concrete and general contractors; landscapers, utilities

What soil types are best for plates?

Ideal for compacting granular material and in some cases asphalt

Where are plates needed?

Site preparation, decorative asphalt, confined areas, utility construction, residential, plumbing and landscaping

What else may the customer need?

Users may require transit levels, shovels, safety equipment, skid steers, mini-excavators and water trailers



Model MVH308GH shown

Let's Talk Reversible Plates.

1. **Selection** - Multiquip offers 8 different models
2. **EarthSmart** - Emission-free option Honda battery powered plate at 14" wide
3. **Ergonomics** – Vibration dampened handle minimizes vibration to the operator and reduces fatigue
4. **Engine options** – Gasoline and diesel engine options are available
5. **Force** – Reversible plates offer great compaction value and the best “bang for your buck”
6. **Compas Technology** – Optional Compaction Analyzing System removes the guesswork with an easy to read LED panel guiding the operator as soil stiffness increases.

DID YOU KNOW? Selected MQ reversible plates include bolt on extensions that allow you to change the plates working width.

Learn more! Download Reversible Plate brochure or the MQ Soil Compaction Handbook at www.multiquip.com

BATTERY-POWERED COMPACTION

Trade names: Cordless, EarthSmart or Zero Emission Compactors

HOW DO BATTERY-POWERED COMPACTORS WORK?

Battery-powered compactors are equipped with a Honda GXE 3-phase brushless DC motor. Transmission of the power takes place from a 72 volt rechargeable lithium Ion Honda battery increasing the DC power unit speed to engage the centrifugal clutch. The DC power unit speed is reduced to the speed required for compacting by the reduction ratio of the pinion gear and crank gear. Circular motion is converted to create either low frequency impact or high frequency vibratory forces.

Who uses battery operated compactors?

Asphalt, underground, concrete and general contractors; landscapers, utilities, municipalities

What soil types are best for battery-operated compactors?

Same as for gas-powered compactors. Ideal for compacting granular and cohesive materials and in some cases asphalt

Where are battery-operated compactors needed?

Indoor work that does not permit fossil fuel emissions, outdoor sites that prohibit sparks, areas with strict noise control standards

What else may the customer need?

Users may require transit levels, cut-off saws, shovels, safety equipment, skid steers, mini-excavators and water trailers



Let's Talk Battery-Powered Compactors.

1. **Selection** - Multiquip offers 3 models covering major product categories of rammers, forward and reversible plates.
2. **Honda Electric Motor**— eGX-Series power unit delivers powerful, variable speed operation.
3. **Lithium-Ion battery** – 72V design reaches 80% charge in one hour, fully charges in 90 minutes, and interchanges with other MQ EarthSmart compactors.
4. **Superior Ergonomics** – Reduce fatigue, and hand-arm vibration up to 30%, compared to engine-powered designs.
5. **Reduced Maintenance** – fewer moving parts compared to engine-powered equipment.


DID YOU KNOW? The MT55 rammer has variable speed operation with 3 speed settings accessible from the control panel.

Learn more! Download Reversible Plate brochure or the MQ Soil Compaction Handbook at www.multiquip.com

TRENCH ROLLERS

Trade Names: Articulating roller, Trench roller, MQ, Rammax

HOW DO TRENCH ROLLERS WORK?



The rollers feature drums adaptable to trench widths of 24" and 33". Steel pads provide traction for cohesive and mixed soil conditions common in many excavations. Diesel powered and hydraulically driven, it is controlled with a wireless remote keeping the operator safely out of the trench. Large eccentrics provide high centrifugal force for greater productivity.

Who uses trench rollers?

Commercial and general contractors; underground utility, and pipeline contractors

Where are trench rollers needed?

Backfills, railway and dam construction, Site preparation, utility construction, confined areas, landfills, pipeline work

What else may the customer need?

Operators may require forward plates, rammers, concrete vibrators, rebar equipment, skid steers, safety equipment.



Model RX1575 shown

Let's Talk Trench Rollers.

1. **Flexible drums** feature easy to remove drum rings that adjust from 33" to 24" working widths.
2. **Increased performance and stability** on uneven surfaces with a maintenance free oscillating articulation joint.
3. **Increased control in all terrain conditions** with a wireless remote transmitter covering a wider operational area & two ideally positioned receiver eyes.
4. **Charge the remote control battery** with a solar panel or cable connector.
5. **Easy access to all maintenance points** with fold-up front and rear covers.

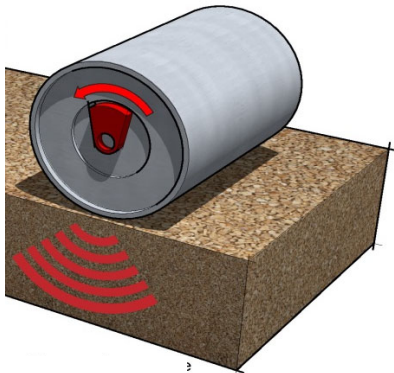
DID YOU KNOW? The RX1575 is the only trench roller to use a solar panel to charge the remote. It can be charged under both solar and ambient light.

Learn more! Download Trench Roller brochure or the MQ Soil Compaction Handbook at www.multiquip.com

ASPHALT ROLLERS

Trade Names: Double-drum roller, Tandem drum, Smooth drum roller, 1-ton roller

HOW DO RIDE-ON ROLLERS WORK?



An eccentric in the front drum produces vibration

Hydraulically driven tandem drums use dynamic force, a combination of static pressure and force from a rotating eccentric, to compact the underlying surface. Low amplitude (.019”), medium frequency vibration (4,200 VPM) makes it ideal for both granular soil and asphalt applications.

Who uses Asphalt Rollers?

Residential, commercial and concrete contractors; municipalities, DOT's

Where are Asphalt Rollers needed?

Asphalt paving and patching, compaction of granular material and road base

What else may the customer need?

Vibratory plates, Water trailers, Safety Equipment, hand tools



Model AR14H shown

Let's Talk Rollers.

1. **Reliable Honda GX630 engine** offers easy starting and exceptionally quiet operation.
2. **Compact design** provides clear sight lines for better steering.
3. **Recessed drive motors** and minimal frame overhang enables clearance of high curbs and obstructions
4. **Maintenance free articulation joint and vibratory assembly** greatly reduces service time.
5. **Heavy duty** steel frame and high strength fiberglass composite resist wear and are exceptionally durable.
6. **Easy to use controls provide** intuitive access to vibration, water pump and water flow controls.

DID YOU KNOW? Double-drum rollers are popular, but municipalities often look for single drum rollers like the V305-series.

Learn more! Download the AR14 brochure or MQ Soil Compaction Handbook at www.multiquip.com

GASOLINE GENERATORS

Trade names: Portable generators, gen-sets, MQ, MQ Power

PORTABLE GENERATORS

Portable generators, with AC output of 10 kW and below, are among the most common items found on job sites. With so many different – and cheap – options available, you need to be distinguish between contractor grade product – and consumer grade or throwaway designs.

Who uses generators?

Concrete and general contractors; framers, residential and commercial tile and flooring contractors

When do you recommend a portable generator?

Temporary power for worm-drive saws, sub pumps, air compressors and applications requiring less than 10kW of single phase power

Where are generators needed?

Site preparation, decorative asphalt, confined areas, utility construction, residential, plumbing and landscaping

What else may the customer need?

Users may require transit levels, shovels, and safety equipment; skid steers, nail guns, saws, and air compressors, concrete vibrators, submersible pumps, rebar equipment, tile or masonry saws



Model GA6HR shown

Let's Talk Generators.

1. **Selection** - Multiquip offers 5 different models from 2.5 to 9.7 kW
2. **Alternator** – 100% copper windings for optimum conductivity
3. **Engine** – Reliable Honda gasoline engines with low oil shutdown
4. **Voltage regulation** – Maintained within $\pm 3\%$ to protect your electrical tools and equipment
5. **Contractor grade features** – Wrap-around steel frame with rubber engine isolators. Integral lifting eye and wheel kits.

DID YOU KNOW? Weight matters. Many consumer grade generators reduce cost by using other – less conductive – materials than copper in the windings. This greatly reduces service life and output quality.

Learn more! Download information about generator sizing and the full range of Multiquip portable generators at www.multiquip.com

DIESEL GENERATORS

Trade names: DCA, WhisperWatt, MQ Power

PORTABLE GENERATORS

MQ Power generators are available in wide range of sizes to meet virtually any application. Their performance and quiet operating characteristics these generators to deliver reliable power under the most demanding conditions.

Who uses generators?

General construction, special events, plant shutdowns, military, emergency response, agriculture, studio and entertainment, oil and gas exploration, back up and temporary power, concrete and asphalt batch plants

When do you recommend a diesel generator?

Long-term rentals for construction and industrial applications. Short-term such as festivals, concerts and sporting events.

What is the required voltage and phase?

Generator solutions are available for single or three-phase applications and a variety of voltage settings.

What else may the customer need?

Air conditioning and heating, submersible pumps, cable & power distribution, lighting

How do you size a generator?

Applications vary widely. Multiquip offers the following tools: *Amperage & Sizing chart* and *Generator Sizing App*. Experienced professionals are available to solve complex applications and provide additional training.



Model DCA125SSIU4F with TRLR125USH shown

Let's Talk Power.

1. **Selection** - Single-phase units from 6kW to 36kW; Single/Three-phase models from 6kVA to 600kVA
2. **Voltage regulation** – Superior regulation $\pm 0.5\%$ on all models*
3. **The original WhisperWatt** – legendary sound attenuation ideal for work on industrial or residential jobs.
4. **Digital control panel** and analog instrumentation protect generator and engine and provides critical operating data.
5. **Fluid Containment** is available on selected models to prevent environmental spills.

*excludes DA7/DAC7-series models

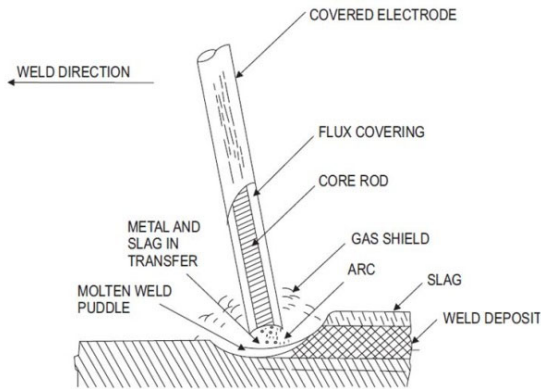
DID YOU KNOW? Generators equipped with our exclusive PowerBalance helps your customers by monitoring loads and prevent unwanted shutdowns and wet stacking.

Learn more! Download information about generator sizing and the full range of Multiquip portable generators at www.multiquip.com

WELDER/GENERATORS

Trade names: MQ, MQ Power, welder-generator, stinger, WhisperWeld

HOW DOES A WELDER WORK?



Welders utilize electricity – AC & DC Current - to liquefy base metals so that they can be bonded together. In most all welding practices, some type of filler material is used to fill the gap which becomes stronger than the material being welded.

Who uses welders?

General Contractors, Steel outfitters, ship yards, oil & gas pipelines, mining, fence companies, ornamental design

When do you recommend a welder?

General repair, structural work, MQ's Engine driven welders also serve the need for jobsite AC power.

What else may the customer need?

Users may require welding leads, rod or wire, grinders, clamps, metal cutting equipment. Safety equipment including gloves, welding helmet, respiratory devices



Model DLW400ESA4 shown

Let's Talk Welders.

1. **Selection** - Choose models with DC welding output from 135 amps to 500 amps; with up to 14kW AC output
2. **Alternator** – 100% copper windings for optimum conductivity
3. **Engine** – Choose from reliable Honda gasoline and Kubota Diesel engines.
4. **Voltage regulation** – Maintained as low as $\pm 1.5\%$ to produce the cleanest sinewave in the market.
5. **Contractor grade features** – Dual weld capability, CC/CV output, Economy mode & wire remote options.
6. **Cabinets** provide security, protection from the elements, sound attenuation and can be trailer mounted.

DID YOU KNOW? Selected MQ welders feature fuel saving Smart Stick technology that shuts down the engine during periods of no load and allow restart with a tap of the welding rod.

Learn more! Download information about the full range of Multiquip Welders at www.multiquip.com

LIGHTING SOLUTIONS

Trade Names: Light Towers, Lighting Carts, GloBug™, Balloon lighting, Balloon Bag lighting, GloBugs, Diffused lights.

HOW LIGHT TOWERS WORK



Model GBX12SK Shown

Towable light towers provide stand alone lighting to the job site via a mechanical winch (1) the mast assembly (2) rise to heights of over 25'. Lamps (3) are activated by a control panel (5). Power to provide electrical power and energy to the lamps is provided by an engine generator set (4). Electrical continuity for lamp operations is supported by specific power packs (4).

Who uses towable light towers?

General contractors, State DOT, farmers, residential and commercial operators, municipalities, government agencies, first response organizations, public works departments, and special events organizations.

Where are towable light towers needed?

Highway construction sites, emergency response, general construction, agricultural, security, and special events.

Let's Talk Light Towers.

- 1. High efficiency LED Lamps** - produce powerful, bright white lumen projection.
- 2. LED Longevity and safety** – lamps provide 40,000 hours of operational life and allow for immediate strike/re-strike capability.
- 3. Trusted KUBOTA diesel engine** – fuel efficient and easily maintained with EPA/CARB certifications.
- 4. Aerospace mast design** – anodized aluminum 5-section telescopic mast provides strength and aggressive corrosion resistance.
- 5. Industrial trailer assembly** – rugged, compact layout that meets all DOT/NHSTA trailer and cabinet requirement.

HOW DIFFUSED LIGHTING WORKS

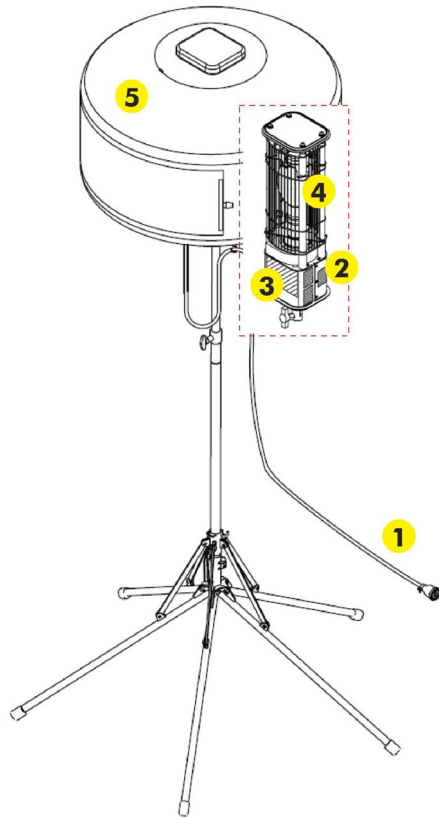


Diagram A – Model GBW

Diffused lighting (GloBugs™) provides an alternative solution to conventional light towers and spotlights. Balloon envelopes create a clean, soft light that uniformly illuminates work areas while deducing glare and shadows that may be undesirable.

Models range from stand-alone units that are supported by home, shore, or generator electrical power to ones that require mechanical & electric connection to standard, towable mobile light towers.

Stand-alone Balloon Lighting Systems (see **Diagram A**) utilize house, or portable generator power. They are designed with E-Ballast and E-Fan assemblies that work concurrently to inflate the balloon bag and provide immediate electrical power to Metal Halide bulb(s) or LED chips.

Electrical power is introduced into the unit (1); the power is then routed thru the E-Ballast (2) and E-Fan assemblies (3). The power is then directed to illuminate the Metal Halide bulb(s) or LED chips (4). The balloon bag (5) is inflated via the E-Fan to promote shadowless light projection in a 360° geometry.

Balloon Lighting systems are offered with portable stands, mobile carts, or equipment mounting assemblies.

Balloon Lighting Attachment Systems (see **Diagram B**) require mechanical & electric connection to standard, towable mobile light towers. They are designed with Electric Junction Boxes, and E-Fan assemblies that work concurrently to inflate the balloon bag and provide immediate electrical power to 1000W Metal Halide bulbs.

These units provide exceptional 360 degree glare-free lighting and can be quickly secured for transportation and storage.

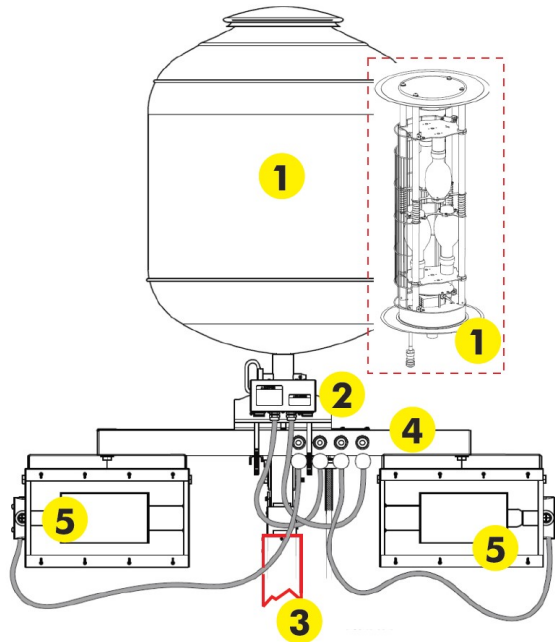


Diagram B – Model GB4000


The balloon bag attachment physically fastens to the T-Bar assembly of a selected standard, mobile light tower (4). Electrical power is introduced into the unit by utilizing the existing ballast and electrical system of the standard, mobile light tower (3). Power is then routed thru the junction box of the lighting unit (2), the diffuser balloon inflates (1), and power is then directed to the Metal Halide lamps or LED chips (1). Selected diffused lighting models can be operated concurrently with the existing metal halide lamps of the support light tower (5).

Who uses diffused lighting?

General contractors, Law enforcement and security, residential and commercial operators, municipalities, government agencies, first response organizations, public works departments, rescue, and special events organizations.

Where are diffused lights needed?

Highway and industrial construction sites, emergency response, flaggers, general construction, agricultural, security, law enforcement check-points, film studios, and special events.



Model GB8LED Shown

Let's Talk Diffused Lighting.

- 1. Lighting options** – Conventional metal halide bulbs up to 1000W and energy efficient LED lamps up to 2400W are available.
- 2. Durability** – Balloon material and general components are built to withstand the toughest jobsite requirements.
- 3. Light coverage** – 360 degrees of exceptional glare free luminance from 60 to over 300 feet.
- 4. Quick deployment** – units set-up and are ready to go in minutes.

HOW CART LIGHTING WORKS



Model GB43LED w/ Optional Generator



Model GBC w/ Optional Generator

Cart lighting units provide tight footprint, flexible power connection, and quick response lighting solutions for numerous indoor and outdoor lighting applications.

Industrially constructed mobile carts support both metal halide, LED lighting lamp options and can easily navigate the work site.

Cart mounted units can be operated via simple 115V single-phase hard-point electrical connections, or can be operated off selected portable generators.

Who uses cart lighting?

General contractors, Law enforcement and security, residential and commercial operators, municipalities, government agencies, first response organizations, public works departments, rescue, and special events organizations.

Where are light carts needed?

Highway and industrial construction sites, emergency response, flaggers, general construction, agricultural, security, law enforcement check-points, film studios, and special events.

Let's Talk Cart Lighting.

- 1. Lighting options** – Conventional metal halide bulbs up to 1000W and energy efficient LED lamps up to 1200W are available. Multiple projection and diffused balloon bag models.
- 2. Durability** – Industrial mobile carts zinc-plated to resist corrosion. Additionally, the carts have easily-deployable outriggers to handle wind and terrain challenges.
- 3. Quick deployment** – units are transported and positioned quickly for both indoor and outdoor applications. The models set-up in seconds to provide immediate job site illumination.

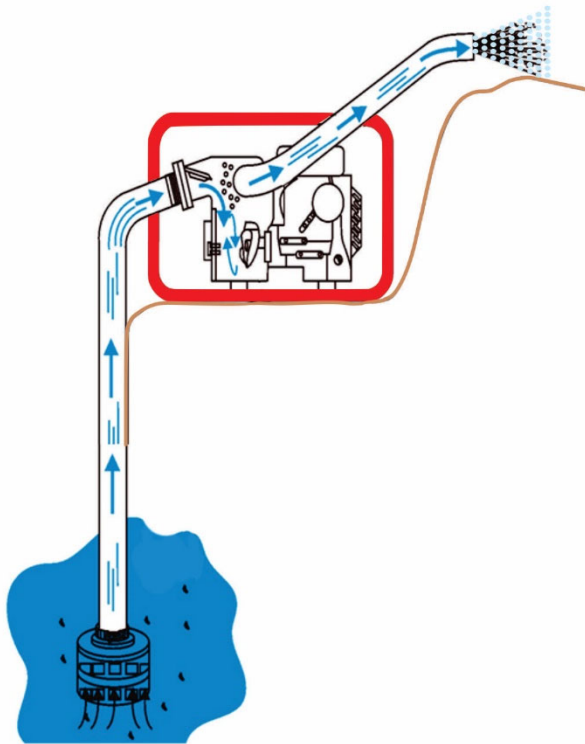
DID YOU KNOW? GloBugs that offer diffused lighting characteristics accommodate most DOT requirements to mitigate Glare.

Learn more! Download [MQ Lighting Solutions](#) specifications at www.multiquip.com

CENTRIFUGAL PUMPS

Trade names: pumps, pipe-frame pumps, water pumps, kinetic pumps, semi-trash pumps, trash pumps, high head pumps.

HOW DO ENGINE POWERED CENTRIFUGAL PUMPS WORK?



Centrifugal pumps use kinetic energy from a rotating impeller to move water. A rotating impeller churns a mixture of air and water inside a spiral casing (volute) that purges air from the pump. This action primes the pump by creating an area of low pressure within the housing. This in turn creates the “lift” necessary to move water through the suction line and into the housing where it is pressurized and discharged from the pump at considerable velocity.

Performance is measured as either flow (gallons per minute) or pressure (head). The head developed is approximately equal to the velocity energy at the periphery of the impeller.

Who uses centrifugal pumps?

General contractors; farmers, residential and commercial operators, municipalities, government agencies, first response organizations, commercial boat operators, firefighting organizations, pool and spa service companies, public works departments.

What types of engine powered kinetic pumps are there?

Standard centrifugal, Trash and High Pressure.

Where are dewatering pumps needed?

Site preparation, utility operations, municipality and public works response, agricultural irrigation settings, protective fire-fighting options, residential standing water removal, emergency flooding response, sewer dewatering operations, water relocations, dust control and water jetting.

What else may the customer need?

Operators may require either NPT Thread or Cam & Groove Q/D disconnect suction hose, couplers, PVC pipe, gate valves, NPT Thread or Cam & Groove Q/D disconnect discharge hose, couplers and wheel kits.

Centrifugal Pump Types

Standard centrifugal pumps provide very good flow performance for primarily clear water applications. Can handle 10% solids by gallon weight and debris approximately ¼ the size of the suction-inlet.

Model QP2H 2" - centrifugal pump



Trash pumps provide exceptional heavy fluid flow performance. They can handle approximately 25% solids by water weight, and move debris ½ the size of the suction inlet. Trailer mounts available for selected models.



Model QP3TH 3"- centrifugal trash pump

High pressure pumps are designed to provide very high head, high pressure jetting performance. They require clean water sources, and cannot pump debris laden fluids.



QPT305SLT 3" centrifugal high pressure pump

Let's Talk Pumps.

1. **Selection** - Multiquip offers 15 models in 2", 3" and 4" sizes.
2. **Casing design** –die-cast aluminum housings provide fast priming, reduced weight and withstand 1.5 X their pressure ratings.
3. **Service Parts** – balanced (# 45) ductile iron impeller and volute assembly for abrasion resistance. Reliable silicon/carbon mechanical seal for long operating life.
4. **Engines** – Honda gasoline engines for most models. Kubota diesels available for trash pumps.
5. **High performance** – exceptionally powerful flow and head rates; with multiple discharge ports on most models for operator convenience.
6. **Contractor features** –1" diameter steel pipe-frames with rubber engine isolators, integral lifting bar

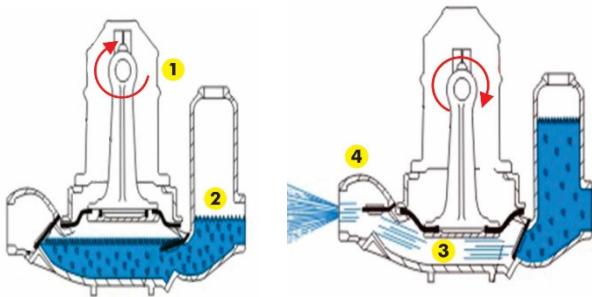
DID YOU KNOW? Multiquip offers more portable high pressure pump models than any other manufacturer?

Learn more! Download MQ Dewatering Trash Pumps brochure or the MQ Pumping Handbook at www.multiquip.com

DIAPHRAGM PUMPS

Trade names: mud pumps, mud hogs membrane pumps, positive displacement pumps.

HOW DO DIAPHRAGM PUMPS WORK?



Diaphragm pumps move water by contracting or expanding a flexible diaphragm. When expanded it draws in air and fluid into the chamber. The downward stroke pressurizes the chamber to discharge fluid and air. The air handling ability makes it ideal for slow seepage applications where centrifugal pumps would lose their prime.

Who uses diaphragm pumps?

General contractors; farmers, residential and commercial operators, municipalities, government agencies, first response organizations, commercial boat operators, pool and spa service companies, public works departments.

Where are diaphragm pumps needed?

Site preparation, cesspools, septic tanks, slurry removal, slow seepage, utility and public works, agricultural, standing water removal, emergency flooding response, sewer dewatering operations, and thick, heavy viscosity fluids must be moved.

What else may the customer need?

NPT Thread or Cam & Groove Q/D disconnect suction and discharge hoses, couplers and PVC pipe.



Model MQD3H shown

Let's Talk Diaphragm Pumps.

1. **Casing design** – die-cast aluminum reduces weight.
2. **Diaphragm** - abrasion resistant BUNA N (NBR) for long life and resistance to many alkaline and low pH fluids.
3. **Quality engine choices** – HONDA gasoline engines with low oil shut-off.
4. **Trusted performance**—can be relied upon to move heavy viscosity fluids without cavitation.
5. **Contractor features** – Integral wheel kit, easy access clean-out bowl


DID YOU KNOW? The diaphragm pumps can pass debris 1 5/8" in diameter.

Learn more! Download MQ Dewatering Pumps brochure or the MQ Pumping Handbook at www.multiquip.com

SUBMERSIBLE PUMPS

Trade Names: Sub Pumps, Electric sump pumps, Sump pumps.

HOW DO SUBMERSIBLE PUMPS WORK?



Cutaway view of a submersible pump

Submersible pumps require no priming since they are in the water source. This eliminates cavitation and the need for suction hose.

A hermetically sealed motor close-coupled to an impeller uses rotary (kinetic) energy to pressurize and discharge water from the pump to the surface via hose or pipe.

Performance is measured as either flow (gallons per minute) or pressure (head). Debris and solid handling capability varies by pump design.

There are two distinct types of pumps: (1) Centrifugal (often referred to as semi-trash) and (2) Centrifugal Trash.

Who uses submersible pumps?

Underground and general contractors, emergency response, pool contractors, public works groups, municipalities, landscapers, plumbers, utility organizations, clean-up / restoration businesses, and DIY.

Where are submersible pumps needed?

Well casings, excavations, ponds, standing water, flooded rooftops and basements, swimming pools/spas, transformer vaults, and manholes.

What else may the customer need?

Operators may require control boxes, float switches, either NPT Thread or Cam & Groove quick disconnect hose, filter socks, couplers, PVC pipe, stability platforms, generators and tethering cable.

What type of fluid does a submersible pump handle?

Standard Centrifugal pumps handle water and small amounts of debris both in size and volume content. These pumps also can support a small percentage of selected chemicals laced in the water source.

Trash pumps handle water that has higher amounts of debris both in size and volume content. These pumps also can support a small percentage of selected chemicals laced in the water source.

Let's Talk Sub Pumps.



Model ST2040T submersible trash pump shown

1. **Selection** - Multiquip offers 16 different models ranging from ¾" to 6" discharge. Choose from 12 centrifugal and 4 trash pump models.
2. **Professional grade motor** – the 'heart' of the unit all electric motors are designed with 100% copper windings
3. **Industrial grade components** – Oil filled, dual sealed stainless steel bearings to combat heat and ensure operational longevity.

4. **Internal motor protections** – dual insulated casing designs to cool the motor and automatic thermal overload protection for all single phase models.
5. **High performance**– exceptionally powerful flow and head rates; low operating amp requirements.
6. **Electrical Ratings** – all single phase models provide UL/CUL certifications.



Model ST2037 submersible pump shown

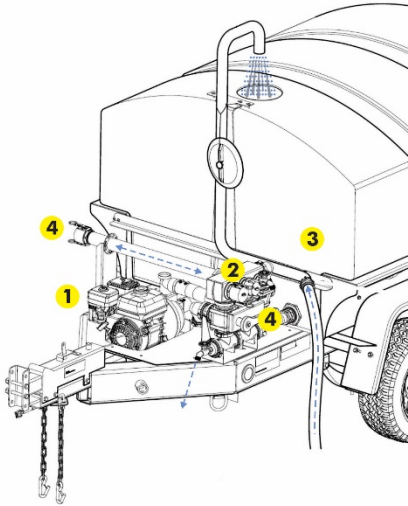
DID YOU KNOW? MQ submersibles can pump water temperatures up to 160°.

Learn more! Download the MQ submersible pump brochure or the MQ Pumping Handbook at www.multiquip.com

WATER TRAILERS

Trade names: water trailers, water wagons

HOW DO WATER TRAILERS WORK?



A standard centrifugal pump (1) draws water from the tank (3) and is tied into the distribution manifold (2). The pressurized water can be discharged through numerous ports on the water trailer (4). A rear spray bar assembly (not shown) operates in a similar manner to the discharge ports.

Who uses water trailers?

General contractors, farmers, residential and commercial operators; municipalities, government agencies, first response organizations and public works

How are water trailers used?

Construction site dust control, emergency firefighting response, general construction, agricultural and irrigation support, and equipment wash down.

What else may the customer need?

Hoses, couplers, spray nozzles, hose reels, pumps and compaction equipment



Model WT5C with WT5HR optional
Hose Reel Assembly shown

Let's Talk Water Trailers.

1. **Trailer design** – A DOT certified, powder coated steel design provides long service life.
2. **Tank design** - 6 molded baffles control water movement during acceleration and stopping for smooth towing
3. **Simple manifold controls** - Simple (2) two handle design controls all suction and discharge operations
4. **Pump choice** - the Multiquip QP2H centrifugal pump sets the industry standard for 2" pump performance.
5. **Easy coupling** – all discharge ports (excluding 3/4" hose bibs) are fitted with cam & groove quick disconnect couplers

DID YOU KNOW? The rear spray bar can produce an 8' cone pattern using only the gravity feed from the 500 gallon tank?

Learn more! Download the MQ Water Trailer specifications or the MQ Pumping Handbook at www.multiquip.com

MIXERS

Trade names: concrete mixers, mortar mixers, plaster mixers, Essick, Whiteman, MQ



MQ Essick 9CF Plaster/Mortar Mixer

MIXER SELECTION

Plaster / Mortar Mixers use a stationary tub with rotating paddles to tumble a mixture of water, sand and cement. They cannot handle large aggregate.

Concrete Mixers use a rotating drum with fixed paddles to tumble a mixture of water, sand, cement and aggregate.

Who uses mixers?

General contractors, farmers, masonry and contractors, municipalities and public works

Where are mixers needed?

Commercial, residential, rural and general construction, fireproofing, swimming pool construction

What else may the customer need?

Masonry block saws, cut-off saws, concrete vibrators, hand tools, rebar equipment



Polyethylene drum 9CF Concrete mixer

Let's Talk Mixers.

1. **Brand recognition** MQ Essick and MQ Whiteman are the leading names in towable mixers
2. **Steel tub construction** is the preferred choice of professional masonry contractors for their long life.
3. **Polyethylene construction** – offers a very durable alternative to steel and greatly reduces cleanup time
4. **Power options** include electric motors and Honda gasoline engines
5. **Indoor work** – is possible with compact, wheel barrow type concrete and mortar mixers

DID YOU KNOW? *EasyClean™* polyethylene tubs withstand below freezing conditions in Alaska to the scorching heat of Arizona summers.

Learn more! Download brochures for MQ Essick and MQ Whiteman mixers at www.multiquip.com

POWER BUGGIES

Trade names: Georgia buggy, buggy, track buggy, TuffTruk

HOW DO BUGGIES WORK?



Power buggies were originally developed as a way to quickly place concrete on job sites. Their versatility and drive options, make them a popular choice for other applications including landscaping and debris removal.

Who uses buggies?

General contractors, concrete contractors and nurseries

What can buggies carry?

Concrete, debris, landscaping material, soil, rocks, sub-base material



What else may the customer need?

Concrete vibrators, screeds, trowels, rebar equipment, cut-off saws



WBH16AWD Wheel Buggy

Let's Talk Buggies.

1. **Tub construction** – polyethylene tub facilitates quick clean-up
2. **Tub capacity** – choose from either 16 or 21 cubic foot models
3. **Drive options** - models are available with wheel or track drive to power through tough conditions
4. **Tires** – Foam filled tires eliminate down time and provide “air-like” ride quality
5. **Zero Emissions** – The TuffTruk offers the convenience of battery power and integral 120 volt charging

DID YOU KNOW? You can remove the outer wheels of our 16 cubic foot model to pass through narrow doorways.

Learn more! Get the MQ Whiteman Power Buggy brochure at www.multiquip.com

CONCRETE VIBRATORS

Trade names: Vibrator, Flex-shaft, High cycle, Poker, MQ, Whips, Stingers

HOW DO CONCRETE VIBRATORS WORK?



A rotating eccentric weight creates high frequency vibration to remove air from the concrete after placement, consolidating the material and producing a product with higher strength.

Who uses concrete vibrators?

General contractors, concrete contractors, utility construction, government agencies and municipalities

What applications use concrete vibrators?

Bridges, skyscrapers, home footings, masonry block fill, concrete flatwork, roadways, paving and pre-cast industry

How to pick the correct concrete vibrator?

Flex-shaft-vibrators - recommended for medium to high concrete slump conditions.

High-cycle vibrators - best for low slump applications (Bridges, highways, airport runways).

What else may the customer need?

Users may require, mixers, concrete pumps, rebar equipment, masonry saws, mud tubs



Model BPX (Gas powered) shown with FS10 & 1700HD head

Let's Talk Vibrators.

- 1. Selection** - Multiquip offers Flex-shaft models and High-cycle models to meet any application requirement.
- 2. Head construction** – Industrial grade steel casings and roller bearings insure long operation with minimal maintenance.
- 3. Flex shaft options** –Choose rugged UL listed motors or Honda powered drive units. Couple with shafts ranging from 2' to 21' in length and steel heads up to 2-5/8" diameter.
- 4. High-Cycle options** – FX and FXA series vibrators feature a motor-in-head design to optimize performance, pair with a 60/180 Hz generator or high-frequency inverter.

DID YOU KNOW? Checking the inner core of flex shafts for proper greasing before use prevents costly downtime during the job.

Learn more! Download Concrete Vibrator Specifications or the MQ Vibrator Handbook at www.multiquip.com

REBAR CUTTERS

Trade names: Rod cutter, MQ

HOW DO REBAR CUTTERS WORK?



An electric motor drives a hydraulic pump that forces a piston equipped with a cutting blade forward to shears the rebar.

Who uses rebar cutters?

General contractors, concrete contractors, utility construction, government agencies and municipalities, demolition, search and rescue

When do you recommend a rebar cutter?

Anytime the need to cut or trim rebar exist before or after concrete placement. Grinders, chop saws, cut-off wheels all throw sparks and cause the rebar to heat up weakening the integrity of the material.

Is all rebar the same?

Rebar varies by diameter and hardness (grade). Check the specifications of the material to ensure it is matched to the performance capability of the machine.

What else may the customer need?

Users may require hearing protection, eye protection, rebar bending equipment, concrete vibrators, mixers, rebar tying equipment



Model HBC19B shown

Let's Talk Cutters.

1. **Selection** - Multiquip offers 2 models to choose from for different size rebar cutting needs.
2. **Cutting time** – Cut 60,000 psi rated rebar in less than 3 seconds and substantially reduce labor.
3. **Cutting surface** – The HBC series uses heat-treated, high-strength, steel cutting blades.
4. **Magnetic particle filter** – Built into the hydraulic reservoir, assists in keeping wear debris out of the hydraulic system.
5. **Safety** – Built-in safety covers keep debris away from the operator.

DID YOU KNOW? MQ cutting blades can be rotated up to 4 times to maximize their useful cutting life.

Learn more! Download the Rebar Cutter brochure at www.multiquip.com

REBAR BENDERS

Trade names: Rod bender, MQ

HOW DO REBAR BENDERS WORK?



An electric motor drives a set of gears that forces a roller (die) around a collar (die) to a preset stop making a specific radius bend.

Who uses rebar benders?

General contractors, concrete contractors, utility construction, government agencies and municipalities

When do you recommend a rebar bender?

Anytime the need to bend or form rebar exists. Large jobsites or production requirements using manual benders require excessive labor. Completing the same task with an electric bender reduces labor and increases both production and profits.

Is all rebar the same?

Rebar varies by diameter and hardness (grade). Check the specifications of the material to ensure it is matched to the performance capability of the machine.

What else may the customer need?

Users may require hearing protection, eye protection, mixers, and vibrators, rebar tying and cutting equipment



Model MB25A shown

Let's Talk Benders.

1. **Capacity** – Multiquip's MB25A can bend anything between 3/8" (#3 rebar) & 1" (#8 rebar).
2. **Bending time** – From 45° to 180°, this model will complete the bend in less than 10 seconds increasing production.
3. **Bending surface** – The MB25A is equipped with a 1/2" solid steel top plate. Wear and tear are virtually non-existent
4. **Precise Control** – fine tune angle adjustment to increase or decrease the bend radius according to size and PSI rebar in use.
5. **Maintenance** – Built to last, the operator only needs to clean of the top plate to remove debris buildup.

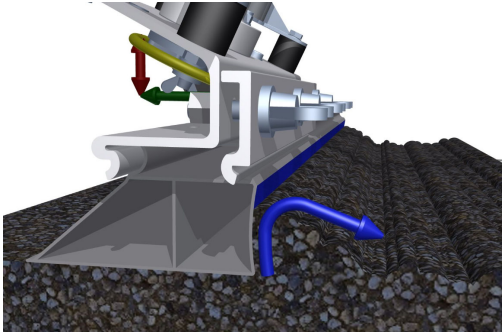
DID YOU KNOW? The MB25A comes standard with a foot pedal operators switch to enable hands free bending.

Learn more! Download the Rebar Bender brochure at www.multiquip.com

CONCRETE SCREEDS

Trade names: Walk-behind screed, truss, roller screed, strike off, Whiteman, Wet Screed. DuoScreed™

HOW DO SCREEDS WORK?



As concrete is placed, pockets of air and aggregate develop. A screed levels and may vibrate the concrete to settle the aggregate and bring the air up to the surface for proper finishing.

Walk-behind screeds – *Ideal for smaller residential and commercial flatwork jobs, the DuoScreed is suitable for medium to high slump applications.*

Truss screeds – *Ideal for commercial or industrial flatwork and paving jobs. All steel construction makes it the best choice for medium to high slump conditions.*

Who uses concrete screeds?

Homeowners, general contractors, concrete contractors and municipalities

What else may the customer need?

Safety equipment, vibrators, trowels, hand tools and rebar equipment



Model WSHE Series Truss Screed shown

Let's Talk Screeds.

1. **Selection** – Multiquip offers 2 types of screeds – DuoScreed, Truss Screed each designed to cover a variety of application and job requirements.
2. **Plan ahead** – Do you need flexibility to adapt for tomorrow's jobs? Don't undersize!
3. **What's my slump?** Stiff, dry, mix designs require extra power to cut through the mud.
4. **Quick Setup Required?** – The DuoScreed delivers and is ideal for municipal, residential and smaller industrial work.

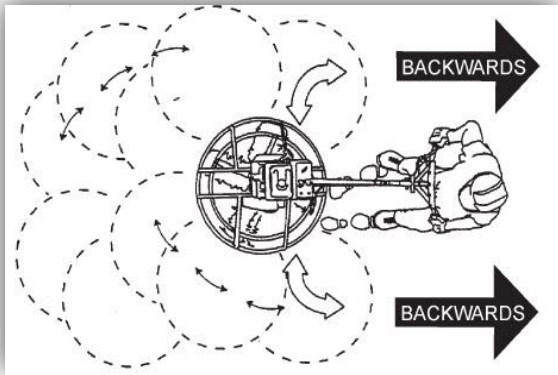
DID YOU KNOW? MQ Whiteman truss screeds can extend up to 65' in length

Learn more! Download the DuoScreed, and Truss Screed brochures at www.multiquip.com

POWER TROWELS

Trade names: Whiteman, Multiquip, trowel machine, trowel, walk-behind finisher

HOW DO WALK-BEHIND TROWELS WORK?



The operator makes overlapping passes on the concrete surface using the rotating blades to first open (float) and later seal (finish) the floor. The number of passes depends on the desired finish.

Who uses walk-behind power trowels?

Concrete and general contractors, landscapers, and utility companies

What types of jobs require walk-behind power trowels?

Driveways, patios, parking garages and industrial or commercial flatwork; models are available for edging and working around plumbing and support structures

Where are walk-behind trowels needed?

Trowels are commonly used on residential, commercial and industrial flatwork

What else may the customer need?

Concrete buggy, bull float, hand trowels, shovels, come-along, hand held or vibratory screed, and safety equipment.

Model B46H90 with QXH handle option shown



Let's Talk Power Trowels.

- 1. Selection** -Multiquip offers five different sizes of walk behind trowels that include seventeen different variations.
- 2. Ergonomics**- Height adjustable handles with superior vibration dampening reduce operator fatigue.
- 3. Reliability**- Reliable Honda and Briggs & Stratton engines assure easy starting.
- 4. Performance** –Proven gearboxes with top quality components and durable spider assemblies ensure optimal performance.
- 5. Control** – Optimally balanced machines are easy to control and help operators achieve flatter floors.

DID YOU KNOW? Marvin Whiteman invented the original walk behind power trowel in 1939?

Learn more! Download Walk Behind Power Trowel Brochure at www.multiquip.com

RIDE-ON TROWELS

Trade names: Whiteman, power float, troweling machine, rider, hydro, stick steer, mechanical

HOW DOES A RIDE ON POWER TROWEL WORK?



Ride-on trowels are favored by flatwork specialists for their high productivity and ability to achieve flatter floors. They are used for high tolerance commercial and industrial floors as well as tilt-up and multi-story applications.

Who uses ride-on power trowels?

Concrete flatwork and general contractors,

What types of jobs are best for ride-on power trowels?

Jobs over 10,000 ft² requiring high F-Numbers, warehouses, big box retailers, high-rise construction

What else may the customer need?

Users may require a concrete buggy, bull float, hand trowels, shovels, come-along, hand held or vibratory screed, and safety equipment.



Model HHNG5 model shown

Let's Talk Ride-On Trowels.

1. **Selection** - Multiquip offers three different sizes of ride-on trowels that include three mechanical and five hydraulic driven models
2. **Ergonomics** – Vibration dampened engine mount minimizes vibration to the operator and reduces fatigue
3. **Performance Reliability** – MQ Whiteman riders come with these engine options: Honda , Hatz, Yanmar, Kohler, Kubota and Briggs & Stratton
4. **Optimal Rotor Speeds** – Ranging from 0-180 RPM
5. **Optimally balanced for smooth finishing and operator comfort**

DID YOU KNOW? Multiquip offers a variety of blades and pans?

Learn more! Download the Ride-On Trowels Brochure at www.multiquip.com

CHEMICAL SPRAYING SYSTEMS

Trade names: Spray carts, sprayers

HOW DO SPRAY SYSTEMS WORK?



WSC55

Spray systems are used to apply many types of chemical additives to residential, decorative and general construction flatwork. A single cylinder gear reduction gasoline engine drives a heavy duty chemical pump. Operator can easily apply product that consists of up to 20% solids.

Who uses spraying systems?

Concrete and general contractors, residential-decorative specialists

How are spraying systems used?

To apply specific concrete enhancing chemicals and curing additives.

What else may the customer need?

Extra hoses, couplers, spray nozzles.



Model WSC55 and WSC55BM are shown

Let's Talk Spray Systems.

6. **Powerful 5.5 HP Honda GX160 engine** with gear reduction provides reliable operation
7. **Quick disconnect** hose connections for simple operation
8. **Engine-driven compressor** for recycling any leftover product remaining in the system back into the original container
9. **Convenient work tray** holds tools and other onsite needs.
10. **Hose rack** accommodates up to 250 feet of hose. Sprayers come complete with a wand and a 50 foot hose standard. Additional hoses available
- 11.

DID YOU KNOW? The WSC55 also comes with smooth tires to reduce risk of floor damage and fork truck pockets?

Learn more! Download the MQ WSC55 spray cart brochure at www.multiquip.com



© 2022 Multiquip Inc.
Multiquip Inc. 6141 Katella Avenue Suite 200, Cypress, CA 90630
www.multiquip.com
Phone: 310-537-3700

REV 10192022