

CONCRETE VIBRATORS



Flex shaft and high cycle solutions.



Multiquip flex-shaft concrete vibrators are designed to work in medium to high-slump concrete. Typical applications include small pours, slabs, driveways, stem walls and footings. With five different motors, flexible shaft options in several lengths and six steel vibrator heads you can easily build the ideal vibrator assembly to fit your application.

Electric Motors ideal for concrete slump of 3" or more.



CV1A Model

Horsepower - 1

Voltage - 115

RPM - 16,000

Shaft Required - FSN series

Head Options - 900HD, 1000HD



CV2 Models

CV2A - 115V

CV2B - 230V

Horsepower - 2

RPM - 18,000

Shaft Required - FS series

Head Options -

1400HD, 1700HD, 2100HD



CV3 Models

CV3A - 115V

CV3B - 230V

Horsepower - 3

RPM - 19,250

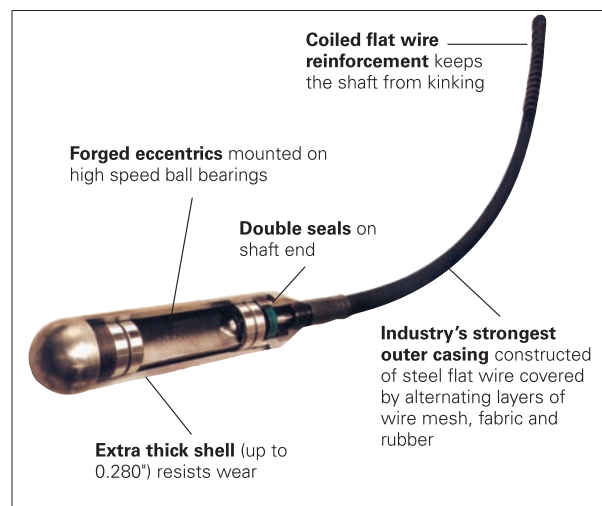
Shaft Required - FS series

Head Options -

1400HD, 1700HD, 2100HD, 2600HD

- Get the job done fast with 1HP, 2HP or 3HP electric motors.
- Universal electric motors in 115V or 230V configurations operate at either 50Hz or 60Hz.
- All models are UL & CSA compliant.
- Make job-site setup fast and easy with the included quick-disconnect coupler design.
- Size up your job with flexible shafts ranging in lengths from 2 to 21 feet.
- Durable flexible shafts resist unraveling and stretching with an inner core of high carbon spring wire.
- 6 steel vibrator head options range in size from 7/8" to 2 5/8".

FLEX SHAFT AND HEAD



Gas Motors ideal for concrete slump of 3" or more.

BPX Backpack Motor



- Operator comfort leads to increased productivity with enhanced padding configurations and heavy duty compression straps that allow for maximum breathing and optimal contact points over the users' center of gravity.
- Ideal for work on scaffolding or applications where electrical cords are not desirable.
- Job-site application versatility with compatibility of Multiquip's full range of flex shaft and heads.
- Quick and easy removal of the flex shaft with quick disconnect knob.
- Powerful, portable and reliable Honda 2.1 hp GXH50 4-stroke engine with low oil shut down sensor.

G55H Stationary Motor



Shaft and head sold separately.

- Work anywhere with this portable vibrator motor.
- Superior reliability and performance with Honda 4.8 hp GX160 4-stroke engine.
- Complete operator convenience with 360° rotation swivel and vibrator support base.
- Ideal for a wide range of applications with compatibility of FS series shafts and four steel heads from 1 3/8" to 2 5/8"

Flexible Shafts and Heads

FS series shafts - 3' to 21' lengths

1.09"

Standard Heads

2600 HD 2 5/8"



2100 HD 2 1/8"



1700 HD 1 11/16"



1400 HD 1 3/8"



FSN series shafts - 2' to 21' lengths

0.77"

Pencil Heads

1000 HD 1 1/16"



900 HD 7/8"



FSC Shaft Coupler - accessory connects two FS-Series shafts for pours requiring longer shaft lengths. Also helps reduce shaft inventory.



Specifications

Electric Drive Motors

Model	Amps	Voltage/ Frequency	HP (kW)**	RPM	Weight	Required Shaft	Plugs
CV1A	10	115v 50/60 Hz	1 (1.2)	16,000	11 (5)	FSN	NEMA 5-15P
CV2A	15	115v 50/60 Hz	2 (1.8)	18,000	13 (6)	FS	NEMA 5-15P
CV2B	7.5	230v 50/60 Hz	2 (1.8)	18,000	13 (6)	FS	WITHOUT
CV3A	20	115v 50/60 Hz	3 (2.4)	19,250	14 (6)	FS	NEMA L5-20P
CV3B	10	230v 50/60 Hz	3 (2.4)	19,250	14 (6)	FS	WITHOUT

Gasoline Drive Motors

Model	Engine	Engine Type	HP (kW)**	Fuel Capacity gal. (l)	Weight lb. (kg)	Required Shaft
G55H*	Honda GX-160	4-Stroke	4.8 (3.6)	.95 (3.6)	74 (33)	FS
BPX*†	Honda GXH50	4-Stroke	2.1 (1.6)	.16 (0.6)	24 (11)	FS, FSN

† BPX should not be used with shafts less than 10 ft. in length.

Vibrator Heads

Model	Head Type	Diameter in. (mm)	Length in. (cm)	Amplitude* in. (mm)	Weight lb. (kg)	Required Shaft	Required Drive Motor
900HD	Steel	7/8 (22)	14 1/2 (37)	0.012 (0.306)	1.71 (0.78)	FSN	BPX, CV1
1000HD	Steel	1 1/16 (27)	13 7/8 (35)	0.021 (0.534)	2.42 (1.10)	FSN	BPX, CV1
1400HD	Steel	1 3/8 (35)	15 1/4 (39)	0.025 (0.637)	4.70 (2.12)	FS	BPX, CV2, CV3, G55H
1700HD	Steel	1 11/16 (43)	15 (38)	0.047 (1.197)	5.85 (2.70)	FS	BPX, CV2, CV3, G55H
2100HD	Steel	2 1/8 (54)	13 1/4 (34)	0.048 (1.213)	9.05 (4.10)	FS	BPX, CV2, CV3, G55H
2600HD	Steel	2 5/8 (67)	13 1/4 (34)	0.043 (1.102)	13.30 (6.02)	FS	BPX, CV3, G55H

FSN-Series Flexible Shafts

Requires CV1, BPX
Drive Motors

Model	Length ft. (m)	Weight lb. (kg)
FSN2	2 (0.6)	3 (1.3)
FSN7	7 (2.1)	6 (2.9)
FSN10	10 (3)	9 (4.0)
FSN12	12 (3.7)	10 (4.8)
FSN14	14 (4.3)	11 (5.1)
FSN21	21 (6.4)	18 (8.3)

FS-Series Flexible Shafts

Requires BPX, CV2,
CV3, G55H Drive Motors

Model	Length ft. (m)	Weight lb. (kg)
FS3	3 (0.9)	5 (2.3)
FS7	7 (2.1)	11 (4.9)
FS10	10 (3)	16 (7.2)
FS12	12 (3.7)	18 (8)
FS14	14 (4.3)	20 (9)
FS21	21 (6.4)	28 (12.7)

Accessories

Part Number	Description
CON-SM	Adapts CV-motors to Mikasa ESV and ESW flexible shafts
CON-MS382V	Adapts Mikasa motors to FS flexible shafts
CON-MS314V	Adapts Mikasa motors to FSN flexible shafts
13785-501	382V ball bearing quick disconnect
13883-501	Shaft coupler for 382V shaft extension (max length 35 ft)
FSC	Shaft coupler for FS shaft extension (max length 35 ft)
90004-05	Coupler 314V series shafts
90004-03	Spindle 314V series shaft
500300122	Motor Coupler FS & FSN

Maximum Shaft Lengths

Model	Shaft	Head/Model	Max. Shaft Length ft.
CV1/BPX	FSN	900HD, 1000HD	21
CV2/BPX	FS	1400HD, 1700HD	28 ***
CV2/BPX	FS	2100HD	21
CV3/BPX/ G55H	FS	1400HD, 1700HD 2100HD, 2600HD	35***

*** Requires shaft coupler for FS (p/n FSC)

** Engine power ratings are calculated by the individual engine manufacturer and the rating method may vary among engine manufacturers. Multiquip Inc. and its subsidiary companies makes no claim, representation or warranty as to the power rating of the engine on this equipment and disclaims any responsibility or liability of any kind whatsoever with respect to the accuracy of the engine power rating. Users are advised to consult the engine manufacturer's owners manual and its website for specific information regarding the engine power rating.

* Calculated per ACI Standard 309R-05, Appendix A-1



Ideal for short pours, walls, footings, the **UM series** handheld vibrators provide exceptional power in a lightweight, user-friendly package.

Mikasa

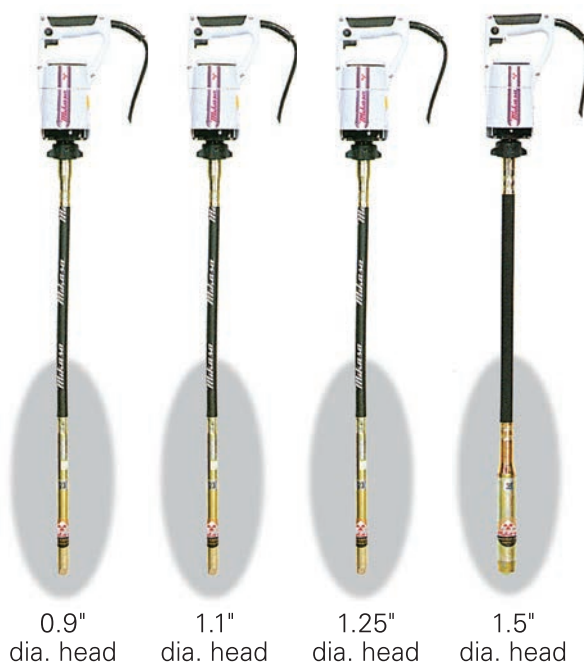
UM Motors ideal for concrete slump of 3" or more.

- Lightweight aluminum motor case.
- Durable 120V universal motors.
- Vibration dampening handle reduces operator fatigue.
- Four head sizes available — 0.9", 1.1", 1.25" and 1.5" diameter.



Greatly reduced airborne contamination.

The sealed fan acts as a suction for air taken in from the rear, passed over the motor for cooling, and discharged at the rear again.



UM-Series Specifications

120 Volt Models	Amps	Watts	Head in. (mm)	Shaft Dia. in. (mm)	Amplitude* in. (mm)	Frequency vpm (Hz)	Shaft Length ft. (m)	Overall Length ft. (m)	Motor Weight lb. (kg)	Shaft/Head Weight lb. (kg)	Total Weight lb. (kg)
UM12325	3.8	280	0.9 (23)	0.9 (23)	0.015 (0.373)	12,000 to 15,500 (200 to 258)	8.2 (2.5)	9.6 (2.9)	6.6 (3)	7.7 (3.5)	14.3 (6.5)
UM12810	3.8	280	1.1 (28)	1.1 (28)	0.022 (0.563)	12,000 to 15,500 (200 to 258)	3.2 (1.0)	4.7 (1.4)	6.6 (3)	4.8 (2.2)	11.4 (5.2)
UM12815	3.8	280	1.1 (28)	1.1 (28)	0.022 (0.563)	12,000 to 15,500 (200 to 258)	4.9 (1.5)	6.3 (1.9)	6.6 (3)	6.4 (2.9)	13 (5.9)
UM12825	3.8	280	1.1 (28)	1.1 (28)	0.022 (0.563)	12,000 to 15,500 (200 to 258)	8.2 (2.5)	9.6 (2.9)	6.6 (3)	9.5 (4.3)	16.1 (7.3)
UM13225	3.8	280	1.25 (32)	1.25 (32)	0.027 (0.688)	12,000 to 15,500 (200 to 258)	8.2 (2.5)	9.6 (2.9)	6.6 (3)	9.9 (4.5)	16.5 (7.5)
UM13810	3.8	280	1.5 (38)	1.5 (38)	0.030 (0.770)	12,000 to 15,500 (200 to 258)	3.2 (1.0)	4.7 (1.4)	6.6 (3)	5.9 (2.7)	12.5 (5.7)
UM13815	3.8	280	1.5 (38)	1.5 (38)	0.030 (0.770)	12,000 to 15,500 (200 to 258)	4.9 (1.5)	6.3 (1.9)	6.6 (3)	7.5 (3.4)	14.1 (6.4)
UM13825	3.8	280	1.5 (38)	1.5 (38)	0.030 (0.770)	12,000 to 15,500 (200 to 258)	8.2 (2.5)	9.6 (2.9)	6.6 (3)	10.6 (4.8)	17.2 (7.8)

UM-Series vibrators are sold as complete assemblies. Motor and head shaft assemblies are not available separately. *Calculated per ACI Standard 309R-05, Appendix A-1.



Multiquip's high cycle generators


simultaneously produce 60/180Hz to run high cycle vibrators while providing output for other job site equipment.

- Get your job done faster by powering up to three FXA 2" high-cycle or two FXA 2 3/8" vibrator heads (varies per current requirement).
- Easy portability with standard hinged lifting bail or add optional wheel kit UWKB.
- Powerful and reliable with Hondas GX340 engine, equipped with low oil shut down sensor.
- OSHA and NEC compliant with full panel GFCI protection.

GDP5HA High Cycle Generator



FULL FEATURED CONTROL PANEL



SPECIFICATIONS

GENERATOR	60Hz 1PH OUTPUT			180Hz 3PH OUTPUT
Max Output	4 kW			5 kVA
Rated Output	3.6 kW			5 kVA
Voltage	120/240			240
Max./Cont. Amps @ 120V	33.3/30			N/A
Max./Cont. Amps @ 240V	16.6/15			13
Receptacles	(1) 5-20R	(1) L5-30R	(1) L6-20R	(3) L18-20R
ENGINE				
Engine	Honda GX-340 / 10.7Hp / 3,600RPM			
Starting System	Recoil			
Fuel Capacity / Run Time	5 gal / 5.7 hrs.			
WEIGHTS AND DIMENSIONS				
Dry Weight	235.9 lbs.			
Dimensions L x W x H	29 x 22 x 22			

Multiquip's FXA series Vibrators are designed for use in low-slump concrete or any job where extended length vibrators are required.

Mikasa

FXA Vibrators ideal for low concrete slump of 1" to 3".

GDP5HA generator
(sold separately)



VIBRATOR FXA60A4 2 3/8" diameter head

- Motor in head design eliminates vibrations per minute (VPM) loss common in flex shaft vibrators.
- High efficiency under load with three-phase, 180 Hz electric motor.
- The higher VPM's maximize productivity in low slump applications.
- Liquify and move stiff concrete mix into corners and around rebar.
- Used with Multiquip's GDP5HA - High Cycle generator.

SPECIFICATIONS

Vibrator Model	Head Diameter	Head Length	Hose Length	Cord Length	Plugs	Amps	Centrifugal Force	Amplitude* in. (mm)	VPM	Weight
FXA50A4	2"	16½"	13.1 ft.	33 ft.	NEMA L18-20P	2	860 lb.	0.024 (0.613)	10,800	36 lb.
FXA50A6	2"	16½"	20 ft.	33 ft.	NEMA L18-20P	2	860 lb.	0.024 (0.613)	10,800	55 lb.
FXA60A4	2 3/8"	19¼"	13.1 ft.	33 ft.	NEMA L18-20P	4.5	1,064 lb.	0.0199 (0.505)	10,800	42 lb.
FXA60A6	2 3/8"	19¼"	20 ft.	33 ft.	NEMA L18-20P	4.5	1,064 lb.	0.0199 (0.505)	10,800	65 lb.

*Calculated per ACI Standard 309R-05, Appendix A-1.

HIGH CYCLE EXTENSION CORDS

Model	Description
180EC50	50' 12 gauge extension cord, 13 lbs.
180EC100	100' 12 gauge extension cord, 25 lbs.

Special high-cycle extension cords are available in 50-foot and 100-foot lengths.

HOSE EXTENSION KIT

Model	Ft.	Wt.
FXAKIT10FT	10	20 lbs.
FXAKIT20FT	20	40 lbs.

Extended High Cycle Lengths are available. Additional handling hose may be added in 10-foot and 20-foot increments to meet application requirements. Extensions are special order, contact Multiquip for lead times. Hose extensions must be done at point of purchase and cannot be shipped separately.



Your Multiquip dealer is:

Connect with us on

