



# DCA20SPXU4F

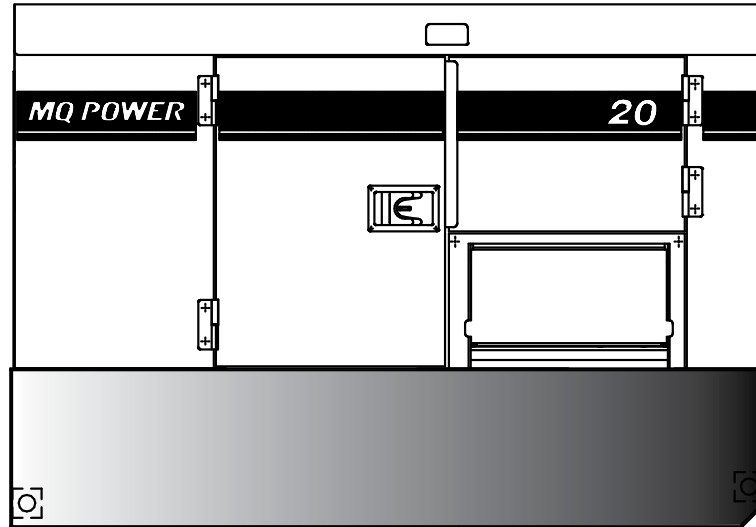
## Generator

### WhisperWatt™

Prime Rating — 20 kW (20 kVA)

Standby Rating — 22 kW (22 kVA)

Single-Phase, 60 Hertz, 1.0 PF



#### STANDARD FEATURES

- Heavy duty, 4-cycle, direct injection, heated crankcase vent, turbocharged, diesel engine provides maximum reliability.
- EPA emissions certified - Tier 4 final emissions compliant.
- Microprocessor engine control system maintains frequency to  $\pm 0.25\%$ .
- Full load acceptance of standby nameplate rating in a single step.
- Fuel/water separator removes condensation from fuel for extended engine life. Panel mounted alarm light included.
- Sound attenuated, weather resistant, steel housing provides operation at 65 dB(A) at 23 feet. Fully lockable enclosure allows safe unattended operation.
- E-coat and powder coat paint provides durability and weather protection.
- Internal fuel tank with direct reading of fuel gauge.
- Spill containment — Bunded design protects environment by capturing up to 124% of engine fluids.
- Brushless alternator reduces service and maintenance requirements and meets temperature rise standards for Class H insulation systems.
  - Open delta excitation design provides virtually unlimited excitation for maximum motor starting capability.
  - Automatic voltage regulator (AVR) provides precise regulation.
- Fully covered power panel. Single-phase terminals and single-phase receptacles allow fast and convenient hookup for most applications including temporary power boxes, tools and lighting equipment. All are NEMA standard.
- ECU754 microprocessor-based digital generator controller.
  - Remote 2-wire start/stop control.
  - Operational temperature range of  $-40^{\circ}$  to  $85^{\circ}$  C.
- Digital engine gauges including oil pressure, water temperature, battery volts, engine speed and fuel level.
- Analog generator instrumentation including AC ammeter, AC voltmeter, frequency meter, ammeter phase selector switch, voltmeter phase selector switch, and voltage regulator adjustment potentiometer.
- Automatic safety shutdown system monitors the water temperature, engine oil pressure, overspeed and overcrank. Warning lights indicate abnormal conditions.
- Emergency Stop Switch — when manually activated, shuts down generator in the event of an emergency.



# DCA20SPXU4F

## Generator

### SPECIFICATIONS

Generator Specifications	
Design	Revolving field, self-ventilated Drip-proof, single bearing
No. of Poles	4-pole
Excitation	Brushless with AVR
Standby Output	22 KW (22 kVA)
Prime Output	20 KW (20 kVA)
Generator RPM	1800
Voltage — 1Ø	120/240
Armature Connection	Series
Voltage Regulation (No load to full load)	±0.5%
Power Factor	1.0
Frequency	60 Hz
Winding Pitch	5/6
Frequency Regulation: No Load to Full Load	Isochronous under varying loads from no load to 100% rated load
Frequency Regulation: Steady State	±0.25% of mean value for constant loads from no load to full load
Insulation	Class H
Sound Level dB(A) Full load at 23 feet	65

Engine Specifications	
Make / Model	Isuzu / 4LE2T
Emissions	EPA Tier 4 Final Certified
Starting System	Electric
Design	4-cycle, Water cooled, Direct injection, Turbocharged, EGR, DOC
Displacement	133.0 in <sup>3</sup> (2179 cc)
No. cylinders	4
Bore x Stroke	85 mm x 96 mm
Gross Engine Power Output	40.2 hp (30 kW)
BMEP	133 psi (918 kPa)
Piston Speed	1134 ft/min (5.76 m/s)
Compression Ratio	17.6 : 1
Engine Speed	1800 rpm
Overspeed Limit	2070 rpm
Oil Capacity	2.8 gal (10.5 L)
Battery	12V 53Ah x 1

Fuel System		
Recommended Fuel	ASTM-D975-No.1 & No.2-D*	
Maximum Fuel Flow (per hour)	2.3 gallons (8.8 liters)	
Maximum Inlet Restriction (Hg)	6.8 in. (173 mm)	
Fuel Tank Capacity	41.7 gallons (158 liters)	
Fuel Consumption	gph	lph
At full load	1.62	6.12
At 3/4 load	1.26	4.77
At 1/2 load	0.94	3.57
At 1/4 load	0.67	2.52

\* Use Ultra-low sulfur diesel fuel

Cooling System	
Fan Load	0.67 hp (0.5 kW)
Coolant Capacity (with radiator)	2.3 gallons (8.8 liters)
Coolant Flow Rate (per minute)	20.1 gallons (76.0 liters)
Heat Rejection to Coolant (per minute)	1479 Btu (1.56 MJ)
Maximum Coolant Friction Head	14.5 psi (100 kPa)
Maximum Coolant Static Head	3.35 feet (1.02 meters)
Ambient Temperature Rating	104°F (40°C)

Air	
Combustion Air	109 cfm (3.10 m <sup>3</sup> /min)
Maximum Air Cleaner Restriction	25 in. H <sub>2</sub> O (6.2 kPa)
Alternator Cooling Air	388 cfm (11.0 m <sup>3</sup> /min)
Radiator Cooling Air	1420 cfm (40.2 m <sup>3</sup> /min)

Exhaust System	
Gas Flow (full load)	148 cfm (4.2 m <sup>3</sup> /min)
Gas Temperature	847°F (453°C)
Maximum Back Pressure	30.1 in. H <sub>2</sub> O (7.5 kPa)

Amperage	
Rated Voltage	Maximum Amps
1Ø 120 Volt	83 x 2
1Ø 240 Volt	83
Main Line Circuit Breaker Rating	90 Amps

### WARRANTY\*

#### Isuzu Engine\*\*

12 months from date of purchase with unlimited hours or 36 months from date of purchase with 3,000 hours (whichever comes first).

#### Generator

24 months from date of purchase or 2,000 hours (whichever occurs first).

#### Trailer

12 months excluding normal wear items.

\*Refer to the express written, one-year limited warranty sheet for additional information.

\*\*Refer to Isuzu Diesel Engine Limited Warranty for details.

### NOTICE

Specifications sheet is subject to change and is not intended for use in installation design.



# DCA20SPXU4F

## Generator

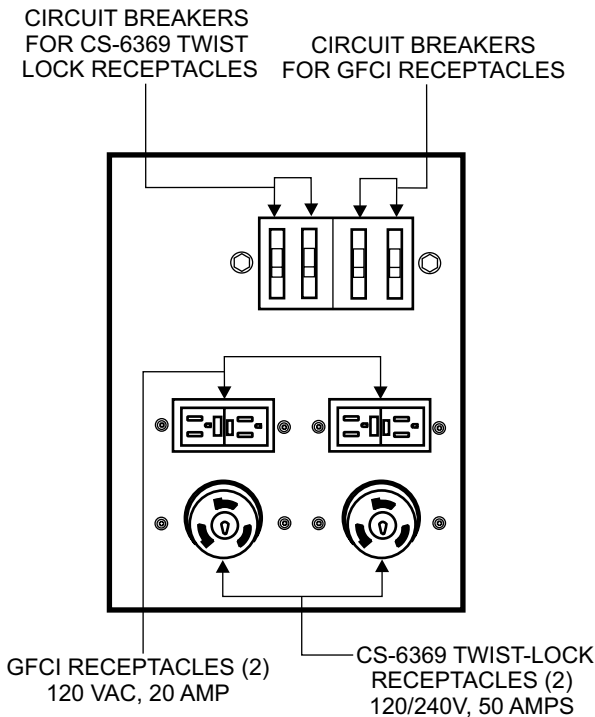
### MQ POWER DECIBEL LEVELS

Our soundproof housing allows substantially lower operating noise levels than competitive design. WhisperWatts™ are at home on construction sites, in residential neighborhoods, and at hospitals — just about anywhere.

- 90 — Subway / truck traffic
- 80 — Average city traffic
- 70 — Inside car at 60 mph
- 60 — Air conditioner at 20 feet
- 50 — Normal conversation



### GENERATOR OUTPUT PANEL



### OPTIONAL GENERATOR FEATURES

- **Battery Charger** — provides fully automatic and self-adjusting charging to the generator's battery system.
- **Jacket Water Heater** — for easy starting in cold weather climates.
- **Low Coolant Level Shutdown** — provides protection from critically low coolant levels. Includes control panel warning light.
- **Trailer Mounted Package** — meets National Highway Traffic Safety Administration (NHTSA) regulations. Trailer is equipped with electric or hydraulic brakes with tandem axle configuration.

### OPTIONAL CONTROL FEATURES

- **Audible alarm** — alerts operator of abnormal conditions.

### OPTIONAL FUEL CELL FEATURES

- **Sub-base fuel cells (double wall)** — additional fuel cell for extended runtime operation. Contains a leak sensor, low fuel level switch, and a secondary containment tank. UL142 listed.
  - 12 hours of minimum run time.
  - 24 hours of minimum run time.

### OPTIONAL OUTPUT CONNECTIONS

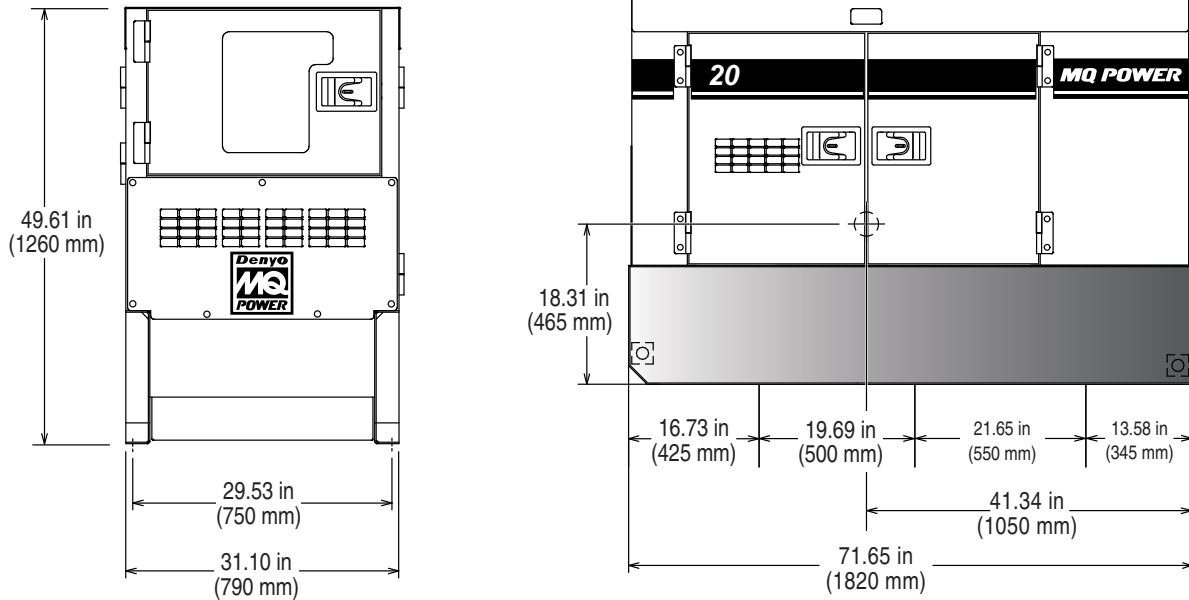
- **Cam-Lok Connectors** — provides quick disconnect alternative to bolt-on connectors.
- **Pin and Sleeve Connectors** — provides industry standard connectors for all voltage requirements.
- **Output Cable** — available in any custom length and size configuration.



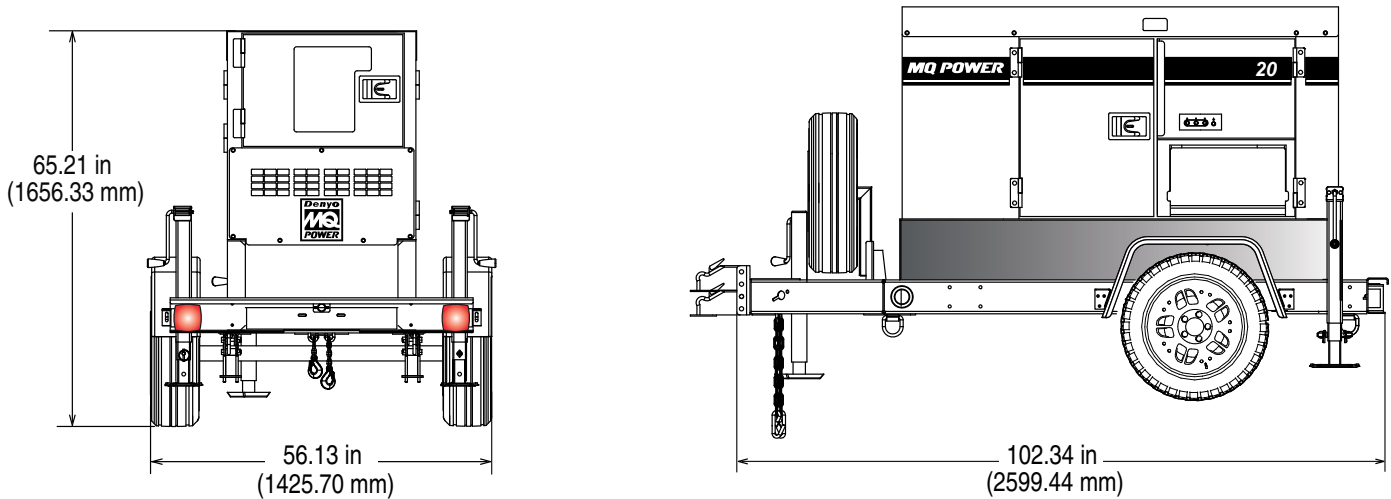
# DCA20SPXU4F

Generator

## SKID-MOUNT DIMENSIONS



## TRAILER-MOUNT DIMENSIONS



### DCA20SPXU4F Weights\*

Dry Weight	1,795 lbs. (814 kg)
Wet Weight	2137 lbs. (969 kg)
Max. Lifting Point Capacity	3,240 lbs. (1,470 kg)

\* Weights do not include options.

### DCA20SPXU4F and TRLR25US2 Weights\*

Dry Weight (with TRLR180EV)	2,239 lbs. (1,016 kg)
Wet Weight (with TRLR180EV)	2,581 lbs. (1,171 kg)

Generator can be placed on MQ Trailer Models TRLR25US and TRLR75XF2.

### NOTICE

Features and Specifications are subject to change without notice.



**MULTIQUIP**  
 6141 Katella Avenue Suite 200  
 Cypress, CA 90630  
 310-537-3700  
 E-MAIL: [mq@multiquip.com](mailto:mq@multiquip.com)  
 WEBSITE: [www.multiquip.com](http://www.multiquip.com)