



QP2TH

MULTIQUIP® 2" Trash Pump

GALLONS PER MINUTE

211 (800 L)

HEAD

98 ft (30 M)

ENGINE

Honda GX160



APPLICATIONS

Agricultural - Construction Sites - Dirty Water - Emergency Response - Excavation - Farms, Floods - Irrigation, Jobsite Drainage - Mining, Municipalities - Standing Water - Swimming Pools - Quarries - Water Departments - Water Supply from Lakes/Rivers

STANDARD FEATURES

- Maximum pumping capacity of **211 gallons (800 liters) per minute.**
- Maximum lift of **25 feet (7.6 meters).**
- Die-cast aluminum body with cast-iron fittings.
- Large cleanout cover removes in seconds.
- Pumps water with solid content as large as **1" (25.4 mm) in diameter.**
- High-Efficiency impeller and volute for maximum fluid transfer.
- Ductile iron impeller and volute for abrasion resistance/long life.
- Durable silicon carbide mechanical seal provides extreme abrasion resistance and high temperature operation.
- **Dual 2-inch discharge ports** for easy hose orientation and flexibility.
- 1.5" (38.1 mm) diameter fill and drain ports.
- Trusted 4.8HP **Honda GX160** gasoline engine.
- Engine oil-alert to protect the engine in the case of low engine oil.
- Heavy-duty **1" (25.4 mm) tubular steel frame** for transportation and pump protection.

WARRANTY*

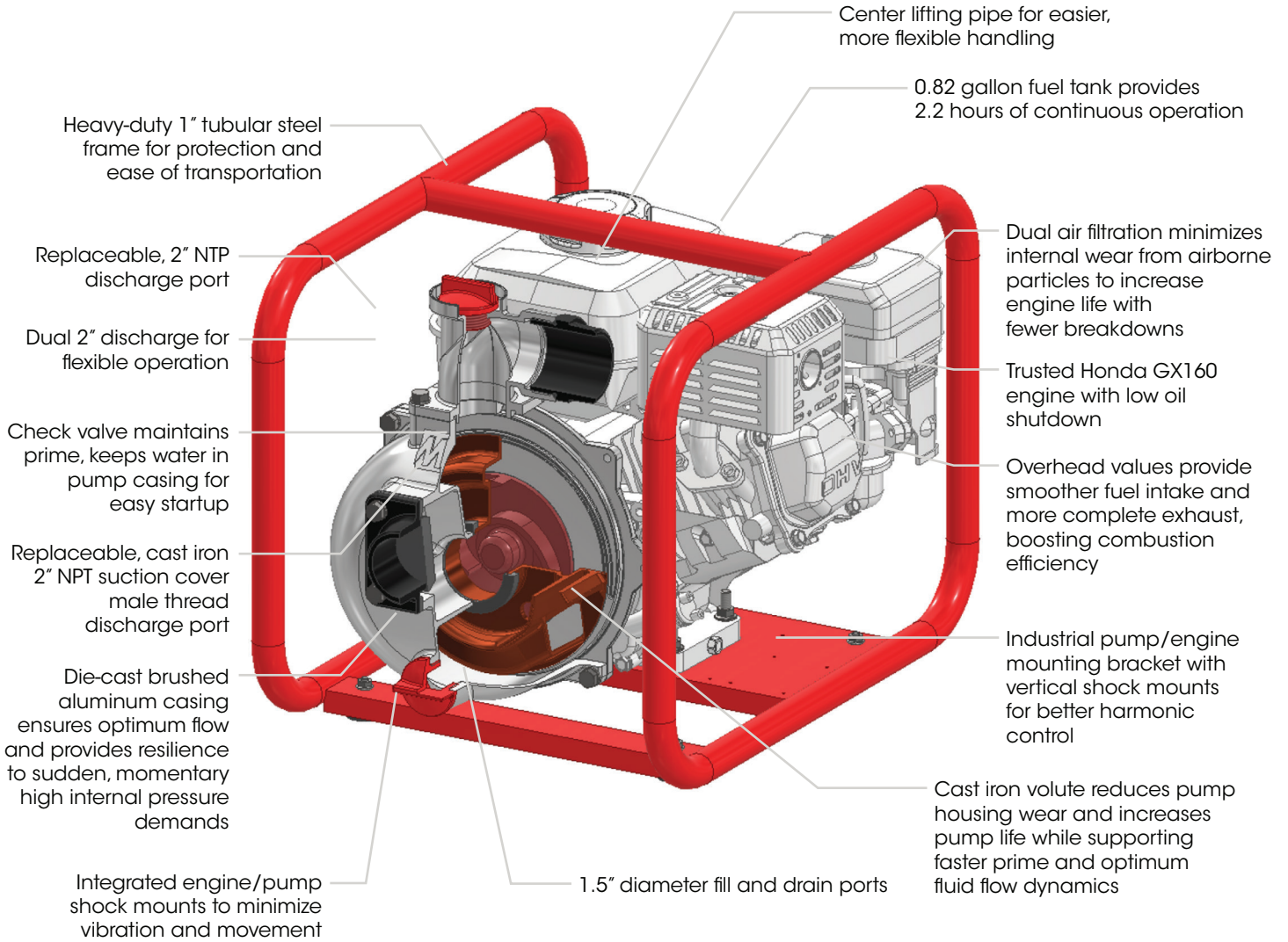
QP2TH: 24 months from date of purchase.

Honda GX160 Engine: 36 months from date of purchase.

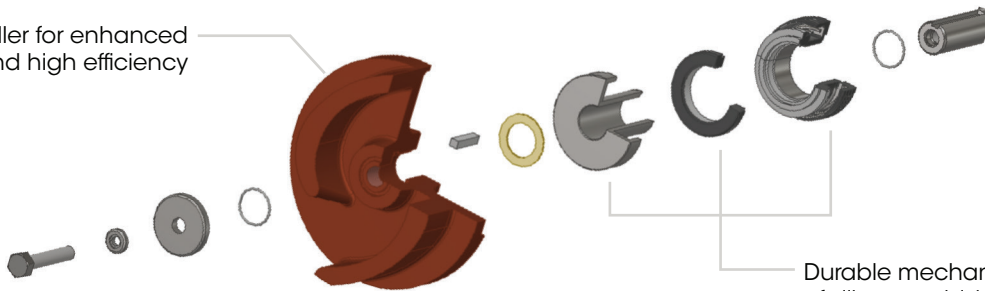
Hoses: 3 months from date of purchase.

*Refer to the MULTIQUIP NEW PRODUCT LIMITED WARRANTY FOR FULL TERMS AND CONDITIONS.

FEATURES

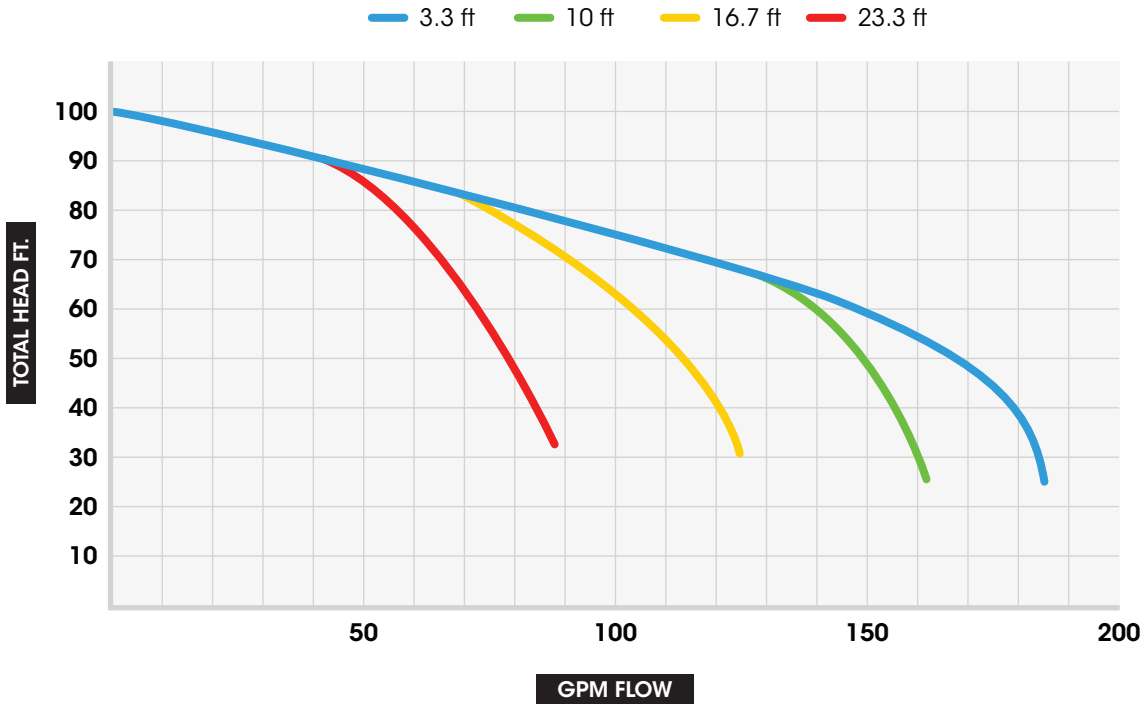


2 vane impeller for enhanced performance and high efficiency

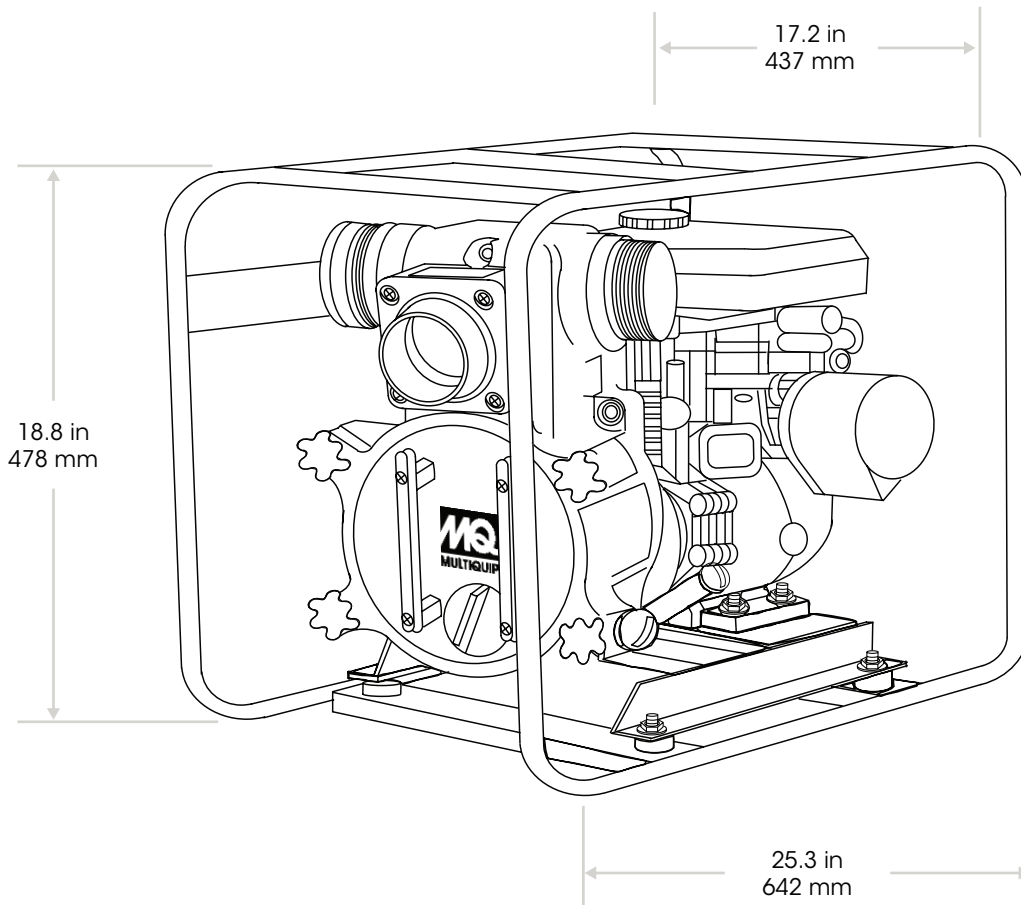


Durable mechanical seal made of silicon carbide and 304 stainless steel to meet the rigorous demands of abrasion and high temperature operation

PUMP CURVE



PUMP DIMENSIONS



SPECIFICATIONS

PUMP SPECIFICATIONS

MODEL	QP2TH
TYPE	TRASH PUMP
IMPELLER TYPE	SEMI-OPEN
MAX. PUMP CAPACITY	211 GALLONS/MINUTE (800 L/MIN)
MAX. SUCTION	25 FT (7.62 M)
MAX. HEAD	98 FT (30 M)
SUCTION/DISCHARGE PORT SIZE	2 IN (50.8 MM)
THREAD TYPE	NPT (MALE)
PSI	42.4
IMPELLER MATERIAL	DUCTILE IRON
VOLUTE MATERIAL	CAST IRON
PUMP CASING MATERIAL	DIE-CAST ALUMINUM
CHECK VALVE MATERIAL	NITRILE BUTADIENE RUBBER
MECHANICAL SEAL MATERIAL	SILICON CARBIDE/304 STAINLESS STEEL
DRAIN AND FILL CAP MATERIAL	ACRYLONITRILE BUTADIENE STYRENE
SALT OR CHEMICALS	NO
PUMP HARDWARE	STAINLESS STEEL
MAX. FLUID TEMPERATURE	104° F (40° C)
MAX. SOLID HANDLING	1 IN (25.4 MM)
O-RINGS	NITRILE BUTADIENE RUBBER
STRAINER SIZE	2 IN (50.8 MM) NPT
STRAINER INLET SIZE	0.79 IN (20 MM)

ENGINE SPECIFICATIONS

MAKE/MODEL	HONDA/GX160
EMISSIONS	EPA CERTIFIED AND CARB PREEMPT
STARTING METHOD	RECOIL START
DESIGN	AIR-COOLED, 4 STROKE, SINGLE CYLINDER, OHV, HORIZONTAL SHAFT
DISPLACEMENT	163 CC (9.9 CU-IN)
BORE X STROKE	2.7 IN X 1.8 IN (68 MM X 45 MM)
HORSE POWER (kW)	4.8 (3.6)
ENGINE SPEED	3,600 RPM
GOVERNOR SPEED	CENTRIFUGAL MASS TYPE
SOUND LEVEL dB(A) AT 23 FT	74
AIR CLEANER	DUAL ELEMENT
LUBRICATION SYSTEM	SPLASH
SPARK ARRESTOR	OPTIONAL
OIL CAPACITY	0.61 QUARTS (0.58 LITERS)
OIL TYPE	SAE 10W-30
LOW OIL SHUT-DOWN	STANDARD

FUEL SPECIFICATIONS

RECOMMENDED FUEL	UNLEADED GASOLINE
FUEL TANK CAPACITY	0.82 GALLONS (3.1 L)
FUEL CONSUMPTION	0.37 GPH (1.4 LPH)
RUN TIME	2.2 HOURS

WEIGHT AND DIMENSIONS

DRY WEIGHT	97 LB (44 KG)
DIMENSIONS	25.3 x 17.2 x 18.8 IN (642 x 437 x 478 MM)

OPTIONS

SUCTION HOSES

- **HS220C** - 2" x 20 ft., 65psi, rigid PVC helix reinforced, NPS thread
- **HSQ220C** - 2" x 20 ft., 65psi, rigid PVC helix reinforced, NPT thread, Male Camlock, includes one quick disconnect coupler
- **HS225C** - 2" x 25 ft., 65psi, rigid PVC helix reinforced, NPS thread
- **HSQ225C** - 2" x 25 ft., 65psi, rigid PVC helix reinforced, NPT thread, Male Camlock, includes one quick disconnect coupler
- **A200A** - 2" type A coupler, male quick disconnect x female NPT



HS220C and HS225C

HSQ220C and HSQ225C

DISCHARGE HOSES

- **HD250C** - 2" x 50 ft., 75psi, NPS thread
- **HDQ250C** - 2" x 50 ft., 75psi, NPT thread, includes one quick disconnect coupler
- **A200A** - 2" type A coupler, male quick disconnect x female NPT



HD250C

HDQ250C

A200A

FILTER KIT

- **MKITPUMP-2** - (1) Air cleaner element, (1) spark plug, (5) flooding caps

WHEEL KIT

- **UWKB** - Wheel kit with folding handles and flat free tires for easy transport

NOTICE Features and Specifications are subject to change without notice.