



# QP3THX

MULTIQUIP® 3" Trash Pump - Quiet-Run - Extra Fuel

## GALLONS PER MINUTE

**396 (1500 L)**

## HEAD

**95 ft (29 M)**

## ENGINE

**Honda GX240**



## APPLICATIONS

Agricultural - Construction Sites - Dirty Water - Emergency Response - Excavation - Farms, Floods - Irrigation, Jobsite Drainage - Mining, Municipalities, Residential Areas - Standing Water - Swimming Pools - Quarries - Water Departments - Water Supply from Lakes/Rivers

## STANDARD FEATURES

- Maximum pumping capacity of **396 gallons (1500 liters) per minute.**
- Maximum lift of **25 feet (7.6 meters).**
- Die-cast aluminum body with cast-iron fittings.
- Large cleanout cover removes in seconds.
- Pumps water with solid content as large as **1.5" (38.1 mm) in diameter.**
- High-Efficiency impeller and volute for maximum fluid transfer.
- **Ductile cast iron impeller and cast iron volute** for abrasion resistance/long life.
- **Dual 3-inch discharge ports** for easy hose orientation and flexibility.
- 1.5" (38.1 mm) diameter fill and drain ports.
- Durable silicon carbide mechanical seal provides extreme abrasion resistance and high temperature operation.
- Trusted 7.9HP **Honda GX240** gasoline engine.
- One-of-a-kind integrated sound attenuated manifold system **ensures sound signatures of just 71dB(A).**
- **4.2 gallon fuel tank** provides over 7.3 hours of pumping operation.
- Engine oil-alert to protect the engine in the case of low engine oil.
- Heavy-duty **1" (25.4 mm) tubular steel frame** for transportation and pump protection.

## WARRANTY\*

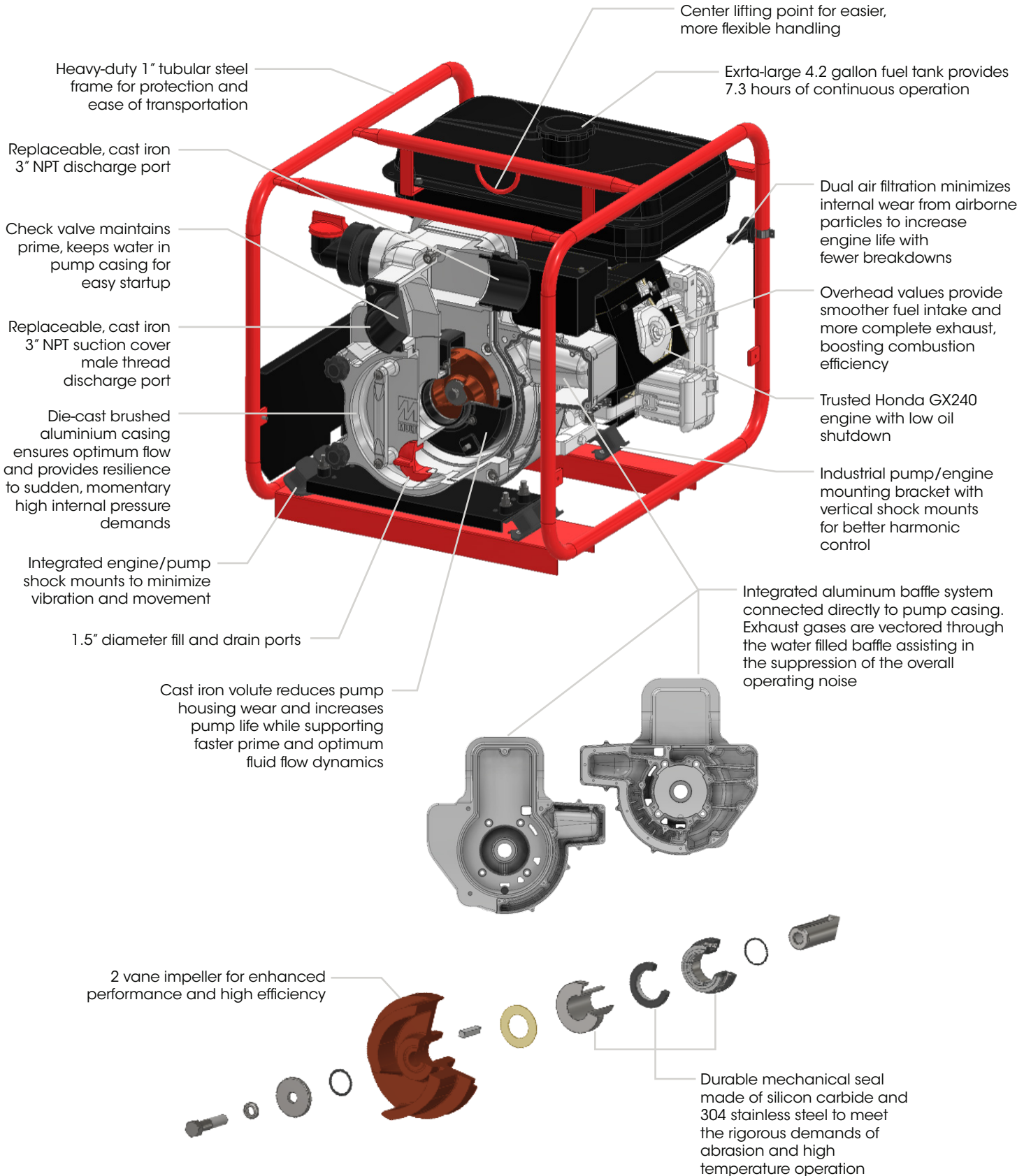
QP3THX: 24 months from date of purchase.

Honda GX240 Engine: 36 months from date of purchase.

Hoses: 3 months from date of purchase.

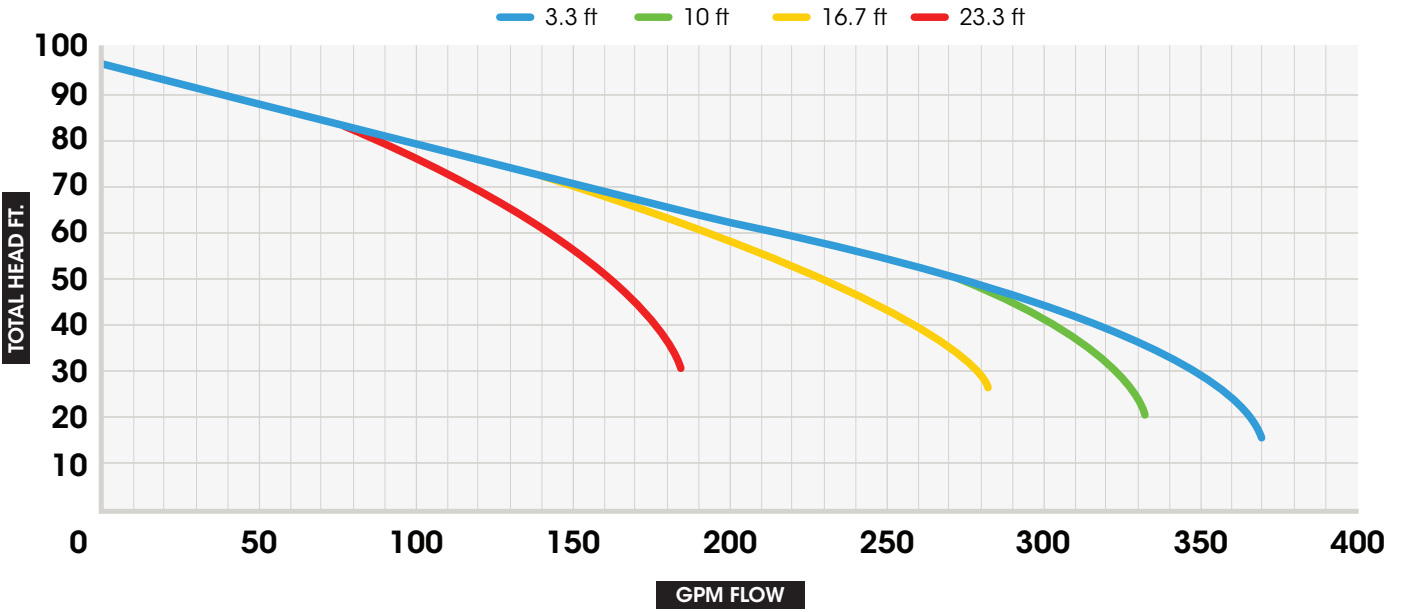
\*Refer to the MULTIQUIP NEW PRODUCT LIMITED WARRANTY FOR FULL TERMS AND CONDITIONS.

## FEATURES

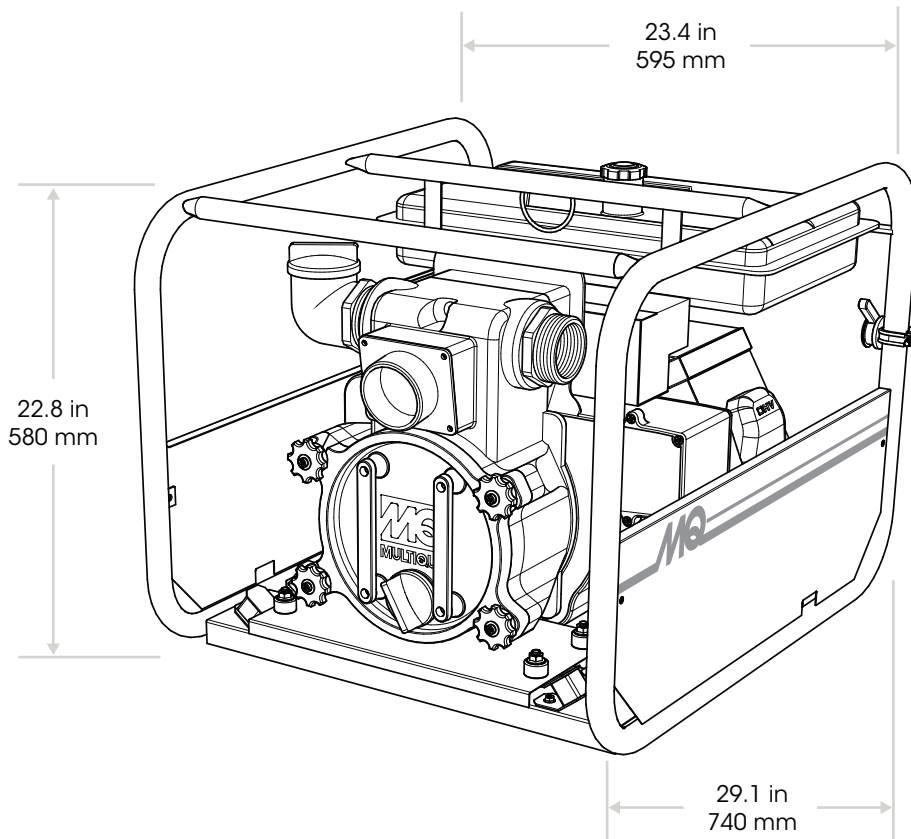


© COPYRIGHT 2026 MULTIQUIP INC. (REV 04222026)

## PUMP CURVE



## PUMP DIMENSIONS



## SPECIFICATIONS

PUMP SPECIFICATIONS	
MODEL	QP3THX
TYPE	TRASH PUMP
IMPELLER TYPE	SEMI-OPEN
MAX. PUMP CAPACITY	396 GALLONS/MINUTE (1500 L/min)
MAX. SUCTION	25 ft (7.62 M)
MAX. HEAD	95 ft (29 M)
SUCTION/DISCHARGE PORT SIZE	3 in (76.2 mm)
THREAD TYPE	NPT (MALE)
PSI	41.1
IMPELLER MATERIAL	DUCTILE CAST IRON
VOLUTE MATERIAL	CAST IRON
PUMP CASING MATERIAL	DIE-CAST ALUMINUM
CHECK VALVE MATERIAL	NITRILE BUTADIENE RUBBER
MECHANICAL SEAL MATERIAL	SILICON CARBIDE/304 STAINLESS STEEL
DRAIN AND FILL CAP MATERIAL	ACRYLONITRILE BUTADIENE STYRENE
SALT OR CHEMICALS	NO
PUMP HARDWARE	STAINLESS STEEL
MAX. FLUID TEMPERATURE	104° F (40° C)
MAX. SOLID HANDLING	1.5 in (38.1 mm)
O-RINGS	NITRILE BUTADIENE RUBBER
STRAINER SIZE	3 in (76.2 mm) NPT
STRAINER INLET SIZE	1.06 in (27 mm)

ENGINE SPECIFICATIONS	
MAKE/MODEL	HONDA/GX240
EMISSIONS	EPA CERTIFIED AND CARB PREEMPT
STARTING METHOD	RECOIL START
DESIGN	AIR-COOLED, 4 STROKE, SINGLE CYLINDER, OHV, HORIZONTAL SHAFT
DISPLACEMENT	270 CC (16.5 cu-in)
BORE X STROKE	3.03 in x 2.28 in (77 mm x 58 mm)
HORSE POWER (kW)	7.9 (5.9)
ENGINE SPEED	3,600 RPM
GOVERNOR SPEED	CENTRIFUGAL MASS TYPE
SOUND LEVEL dB(A) AT 23 FT	71
AIR CLEANER	DUAL ELEMENT
LUBRICATION SYSTEM	SPLASH
SPARK ARRESTOR	STANDARD
OIL CAPACITY	1.16 QUARTS (1.10 LITERS)
OIL TYPE	SAE 10W-30
LOW OIL SHUT-DOWN	STANDARD

FUEL SPECIFICATIONS	
RECOMMENDED FUEL	UNLEADED GASOLINE
FUEL TANK CAPACITY	4.2 GALLONS (16 L)
FUEL CONSUMPTION	0.58 GPH (2.2 LPH)
RUN TIME	7.3 HOURS

WEIGHT AND DIMENSIONS	
DRY WEIGHT	187.4 lb (85 kg)
DIMENSIONS	29.1 x 23.4 x 22.8 in (740 x 595 x 580 mm)

## OPTIONS

### SUCTION HOSES

- **HS320C** – 3" x 20 ft., 65psi, rigid PVC helix reinforced, NPS thread
- **HSQ320C** – 3" x 20 ft., 65psi, rigid PVC helix reinforced, NPT thread, Male Camlock, includes one quick disconnect coupler
- **HS325C** – 3" x 25 ft., 65psi, rigid PVC helix reinforced, NPS thread
- **HSQ325C** – 3" x 25 ft., 65psi, rigid PVC helix reinforced, NPT thread, Male Camlock, includes one quick disconnect coupler
- **A300A** – 3" type A coupler, male quick disconnect x female NPT



HS320C and HS325C

HSQ320C and HSQ325C

### DISCHARGE HOSES

- **HD350C** – 3" x 50 ft., 60psi, NPS thread
- **HDQ350C** – 3" x 50 ft., 60psi, NPT thread, includes one quick disconnect coupler
- **A300A** – 3" type A coupler, male quick disconnect x female NPT



HD350C

HDQ350C

A300A

### FILTER KIT

- **MKITPUMP-1** – (1) Air cleaner element, (1) spark plug, (5) flooding caps

### WHEEL KIT

- **UWKB** – Wheel kit with folding handles and flat free tires for easy transport

**NOTICE** Features and Specifications are subject to change without notice.