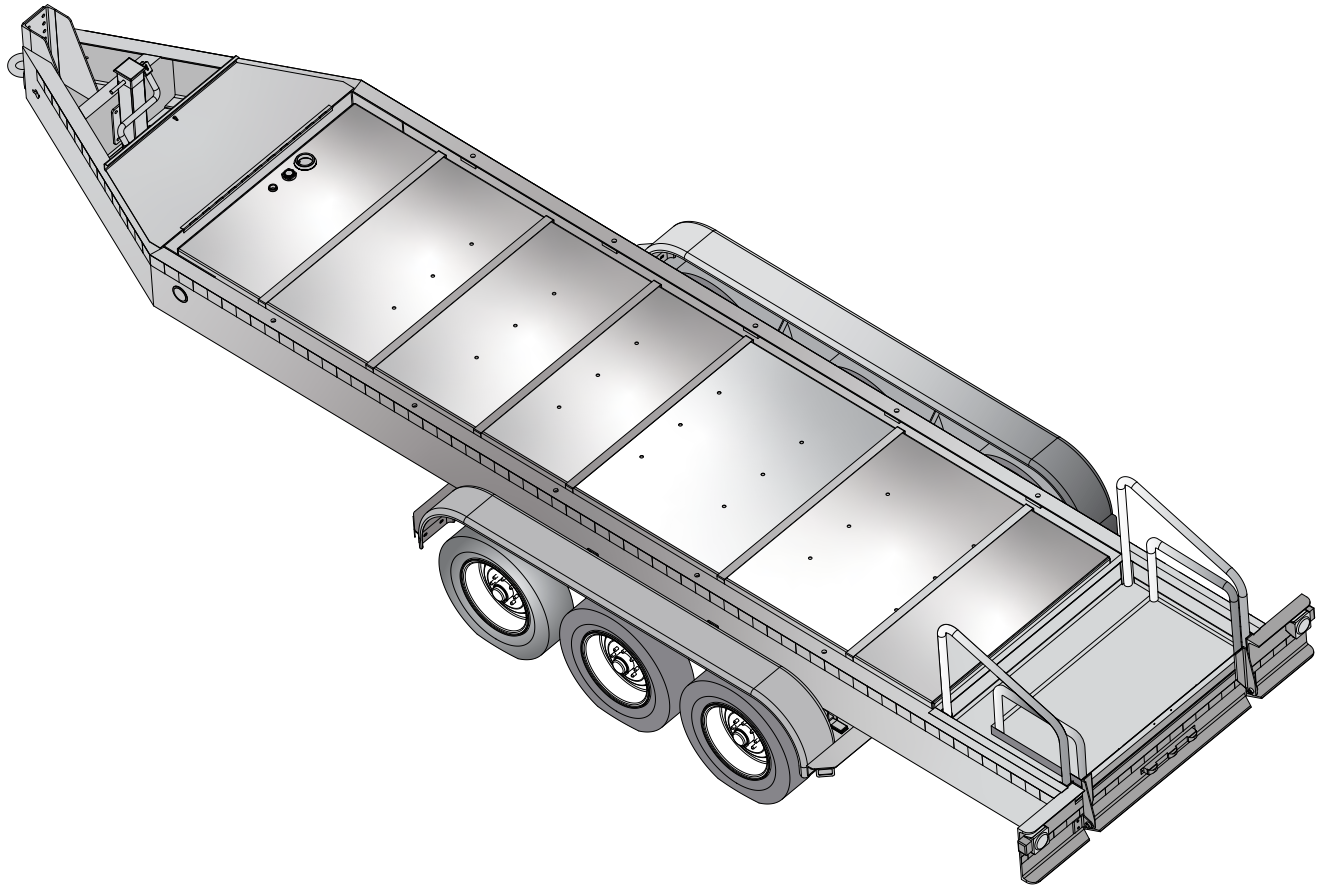




TRLR600XFBP3E

Triple Axle Trailer



TRLR600XFBP3E Technical Data

Gross Vehicle Weight Rating (GVWR) — 34,000 lbs (15,422 kg)	Tire Size — 235/75R17.5 LR-J
Gross Axle Weight Rating (GAWR) — 12,000 lbs (5,443 kg) (ea.)	Wheel Bolt Pattern — 8 x 6.5
Pintle Eye Coupler Rating — 60,000 lbs (27,215 kg)	Tire Load Rating — 6,005 lbs (2,724 kg) ea.
	Dimensions — See reverse page

STANDARD TRAILER EQUIPMENT

- Fits MQ Power Generator Models DCA600SSV4F3, DCA600SSV4F3B, DCA600SSV4F3PB
- Straight Triple-Axle Design with Leaf Spring Suspension
- Welded Steel Frame Construction
- Structural Channel for Generator Mounting and Support
- Integral Fuel Cell; Single-Wall Steel Design, 600-gallon/2,271-liter Capacity
- Electric-actuated Drum Brakes (all axles)
- Coupler bolting plate allows 6-positions
- 3" Pintle Eye Coupler, 60,000 lbs. Rated
- Heavy-duty Tongue Mounted, Drop-leg Jack (rated 12,000 lbs. lift capacity)
- Replaceable Bolt-on Steel Fenders
- High-gloss Enamel Coated Frame, Channel, Actuator and Fenders
- D.O.T. Approved Tail Lamps, Stop Lamps, Turn Signal Lamps, Side Marker Lamps
- Weatherproof Trailer Light Wiring Harness
- Built-in, Heavy-Duty, Drop-down Rear Step Platform

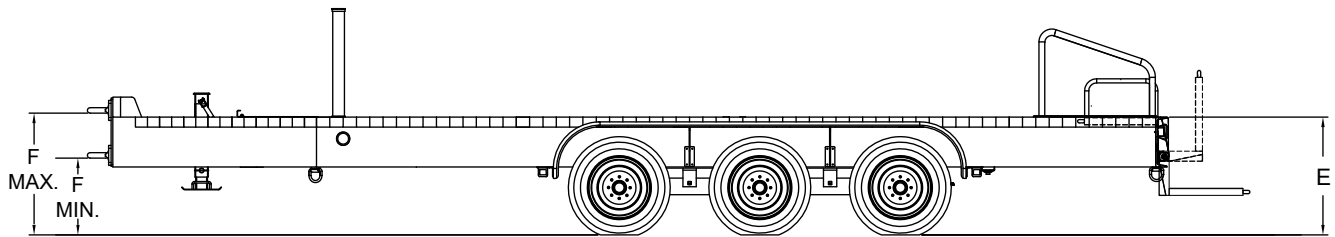
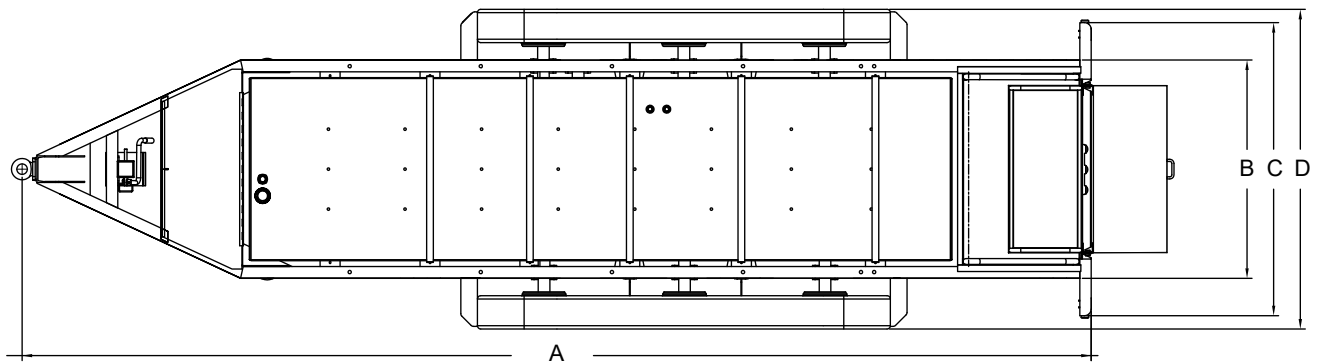


TRLR600XFBP3E

Triple Axle Trailer

OPTIONAL TRAILER EQUIPMENT

- Anti-Theft Wheel Lock
- Front and Rear Stabilizer Jacks
- Spare Tire with Locking Mount



Trailer Dimensions						
A	B	C	D	E	F	
					Min	Max
324 in. (8,636 mm)	65.56 in. (1,664.46 mm)	89.50 in. (2,273 mm)	96 in. (2,438.4 mm)	36.22 in. (920 mm)	23.08 in. (586.23 mm)	36.58 in. (929.13 mm)

Trailer Only Weight	
Without Fuel	With Fuel
7,238 lbs. (3,283 kg)*	10,838 lbs (4,916 kg)*

*Weight is approximate

