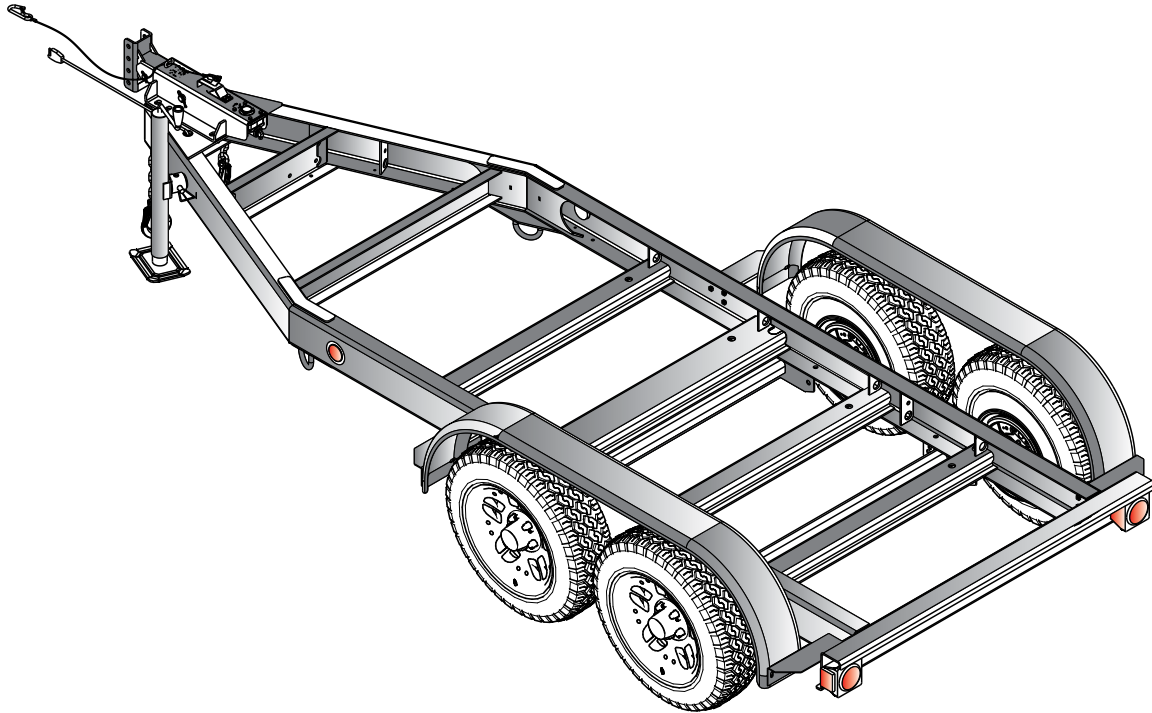




TRLR70US

Tandem Axle Trailer



TRLR70US Technical Data	
Gross Vehicle Weight Rating (GVWR) — 7,000 lbs. (3,175 kg)	Tire Size — ST205/75D15 LR-C
Gross Axle Weight Rating (GAWR) — 3,500 lbs /1,588 kg (ea.)	Wheel Bolt Pattern — 5 Lug on 4.5 in
Actuator Rating — 8,000 lbs (3,629 kg)	Tire Load Rating — 1,820 lbs /825 kg (ea.)
Coupler Rating — See coupler options on back page.	Dimensions (LxWxH) — See back page.

STANDARD TRAILER EQUIPMENT

- Fits MQ Power Generator Models DCA70SSIU4F and DCA70USI3CAN
- Tandem-axle Design with Torsion Type Suspension
- Heavy-Duty Welded Steel Frame Construction
- Formed Channel for Generator Mounting and Support
- Replaceable, Bolt-on Hydraulic Brake Actuator
- 4-hole Channel Allows 3-position, Adjustable Coupler Height; 4-inches O/A
- Tongue Mounted Swivel Jack with Flat Disc-foot (rated 5,000 lbs/2,268 kg lift)
- Replaceable, Bolt-on Steel Fender Brackets and Fenders
- Rugged Textured Black Powder-Coated Frame, Channel, Actuator and Fenders
- D.O.T. Approved Tail Lamps, Stop Lamps, Turn Signal Lamps, Side Marker Lamps
- Weatherproof, Rubber Armored, 2-piece Trailer Light Wiring Harness
- Surge Hydraulic-actuated Drum Brakes (all axles)
- Hydraulic Uni-Servo Drum Brakes with Free-backing Plates - 10-inch Cluster
- D.O.T. Steel Brake Lines, Brass Tees, and Rubber Hydraulic Brake Hoses




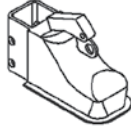
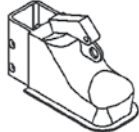
TRLR70US

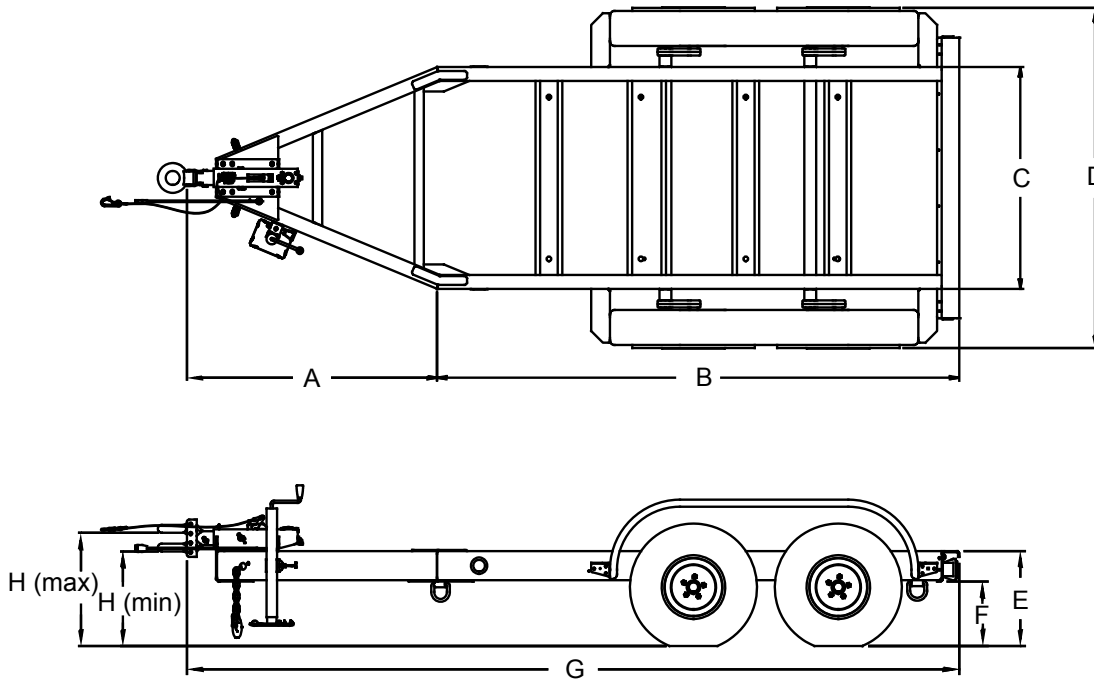
Tandem Axle Trailer

OPTIONAL TRAILER EQUIPMENT

- Bolt-on Electric Brake Coupler Plate with Electric-actuated Drum Brakes (all axles — self-adjusting brake actuators)
- Electric Breakaway Safety Device (electric-actuated brakes)
- Rear Stabilizer Stands
- Tongue Mounted Utility Storage Box
- Spare Tire with Locking Mount
- Anti-Theft Wheel Lock
- Center Mount Jack (rated 8,000 lbs./3,629 kg lift)
- 600V Transformer Kit

Coupler Options

3" Pintle Eye 25,000 lbs. #EE36264	
2" Ball Coupler 8,000 lbs. #29228 10,000 lbs. #EE43254	
2-5/16" Ball Coupler 14,000 lbs. #EE43253	



Trailer Dimensions								
A	B	C	D	E	F	G	H	
							MIN	MAX
53.51 in (1,359.1 mm)	111.75 in (2,838.4 mm)	47.5 in (1,207 mm)	72.75 in (1,847.8 mm)	20.31 in (515.9 mm)	13.81 in (350.8 mm)	165.26 in (4,197.6 mm)	20.22 in (513 mm)	24.22 in (615 mm)

Trailer Weight
1,089 lbs. (493.96 kg)*

* Weight is approximate

